

2026

PRODUCT APPLICATIONS










ADAPT SOLUTIONS

01/05/2026

2026 PRODUCT APPLICATIONS

[CLICK HERE FOR ADAPT SOLUTIONS PRODUCT OVERVIEW VIDEO](#)

SEARCH BY PRODUCT: Click on the **PICTURE** for the overview page. Click on the **VEHICLE LIST** for the 'Quick Reference' page. Once you find the vehicle application you are looking for, click on it to reach the detailed application information.

 <p>LINK Transfer set for access</p>	 <p>ASENTO Transfer set for access</p>	 <p>SPEEDY-LIFT Transfer set for access</p>	 <p>HI-LIFT Transfer set for access</p>
<p>VEHICLE LIST</p>	<p>VEHICLE LIST</p>	<p>VEHICLE LIST</p>	
 <p>POWER-PULL Transfer set for access</p>	 <p>POWER-PULL Transfer set for access</p>	 <p>XL-BOARD Transfer set for access</p>	

SEARCH BY MAKE / MODEL: Click on a **BRAND** to reach a list of vehicle models. Click on the **PRODUCT NAME** to reach the detailed application information. *Click on BACK at the bottom of any page to return here.*

Need Assistance? [CHAT WITH US](#)





CHRYSLER APPLICATIONS

MODEL	YEAR	LINK	XL-SEAT ASENTO	SPEEDY LIFT
Caravan / Town & Country- Stow 'N Go	2005 - 2007		✓* (driver only)	✓
Caravan / Town & Country - Without Stow 'N Go	2005 - 2007		✓ WITH HI-LIFT	✓
Caravan / Town & Country - Short wheelbase	2001 - 2007		✓ WITH HI-LIFT	
Caravan / Town & Country - Long wheelbase	2001 - 2007		✓ WITH HI-LIFT	
Caravan / Town & Country - Swivel 'N Go	2008 - 2011		✓ WITH HI-LIFT	
Caravan / Town & Country - Stow 'N Go	2005 - 2020		✓ WITH HI-LIFT	✓
Caravan / Town & Country	2008 - 2020	✓ DRIVER* /PASSENGER ✓ 2 nd ROW	✓ WITH HI-LIFT	✓
Grand Caravan	2021 - 2026	✓ DRIVER/PASSENGER ✓ 2 nd ROW	✓ ASENTO	✓*
Pacifica	2017 - 2026	✓ DRIVER/PASSENGER ✓ 2 nd ROW	✓ ASENTO	✓
Voyager	2020 - 2026	✓ DRIVER/PASSENGER ✓ 2 nd ROW	✓ ASENTO	✓*
Journey	2008 - 2020	✓* PASSENGER		
Ram Extended Cab/Quad Cab - Suicide door	1998 - 2002		✓	
Ram Reg Cab - 2 door	2002 - 2008		✓	
Ram Quad Cab - 4 door	2002 - 2008		✓	
Ram Mega Cab - 4 large doors	2006 - 2008		✓	
Ram Quad Cab / Crew Cab CLASSIC- 4 door	2009 - 2018	✓ PASSENGER	✓	
Ram 2500/3500 Crew Cab/Mega Cab- 4 door	2010 - 2018	✓ PASSENGER	✓	
Ram 2500/3500 Crew Cab - 4 door	2019 - 2026	✓ PASSENGER	NOT AVAILABLE	
Ram 1500 Quad Cab - 4 door	2019 - 2026	✓ DRIVER*/PASSENGER	✓ ASENTO	
Ram 1500 Crew Cab - 4 door	2019 - 2026	✓ DRIVER*/PASSENGER	✓ ASENTO	
Jeep Gladiator	2020 - 2026	✓ DRIVER / PASSENGER		
Jeep Grand Cherokee	2011 - 2022	✓* PASSENGER		
Jeep Wrangler - 4 door	2007 - 2018		✓*	
Jeep Wrangler - 4 door	2018 - 2026	✓* DRIVER / PASSENGER		

*Caravan 2008-2020 - LINK: Steering column **must be telescopic**.

*Voyager 2020-2026 - **SPEEDY-LIFT: NOT AVAILABLE** PASSENGER side model with bench seat & **NOT AVAILABLE** 8 passengers LXi model.

*Grand Caravan 2021-2026 - **SPEEDY-LIFT: NOT AVAILABLE** PASSENGER side model with bench seat & **NOT AVAILABLE** 8 passengers LXi model.

*Jeep Grand Cherokee 2011-2022 **NOT AVAILABLE** for model with **MANUAL SEATS & NOT AVAILABLE** for **WL Platform**.

*Jeep Wrangler - **4 door** 2018-2026 - **LINK: NOT AVAILABLE** for **JK model (2018)**.

*Jeep Wrangler - **4 door** 2007-2018 - **XL-SEAT: NOT AVAILABLE** for **JL model (2018)**.

*Journey 2008-2020 - **LINK: ONLY AVAILABLE** for model with **SEAT STORAGE**

*Ram 1500 Crew/Quad 2019-2026: **NOT AVAILABLE** for RAM CLASSIC - **2018 model**.

*Ram 1500 Crew/Quad 2019-2026: **NOT AVAILABLE** for RAM TUNGSTEN Trim Level - **2025 model**.



FORD APPLICATIONS

MODEL	YEAR	LINK	XL-SEAT ASENTO	SPEEDY LIFT
Mark LT - 4 door	2006 - 2008		✓	
F-150 Reg Cab - 2 door	2004 - 2008		✓	
F-150 Reg Cab - 2 door (small suicide door)	2009 - 2010		✓	
F-150 Super Cab - Suicide door	2004 - 2008		✓	
F-150 Super Crew Cab - 4 door	2004 - 2008		✓	
F-150 Super Cab - Suicide door	2009 - 2014	✓ DRIVER / PASSENGER	✓*	
F-150 Super Crew Cab - 4 door	2009 - 2014	✓ DRIVER / PASSENGER	✓	
F-150 Super Cab - Suicide door	2015 - 2020	✓ DRIVER / PASSENGER	✓*	
F-150 Super Crew Cab - 4 door	2015 - 2020	✓ DRIVER / PASSENGER	✓	
F-150 Super Cab - Suicide door	2021 - 2026	✓ DRIVER / PASSENGER		
F-150 Super Crew Cab - 4 door	2021 - 2026	✓ DRIVER / PASSENGER	✓	
F-150 Raptor Super Cab - Suicide door	2011 - 2016	✓* DRIVER / PASSENGER	✓*	
F-150 Raptor Super Crew Cab - 4 door	2011 - 2016	✓* DRIVER / PASSENGER	✓	
F-150 Raptor Super Cab - Suicide door	2017 - 2026	✓ DRIVER / PASSENGER	✓*	
F-150 Raptor Super Crew Cab - 4 door	2017 - 2026	✓ DRIVER / PASSENGER	✓	
F-250, F-350, F-450 Super Cab - Suicide door	2008 - 2010		✓	
F-250, F-350, F-450 Super Crew Cab - 4 door	2008 - 2010		✓	
F-250, F-350, F-450 Super Cab - Suicide door	2011 - 2016	✓ DRIVER / PASSENGER	✓	
F-250, F-350, F-450 Super Crew Cab - 4 door	2011 - 2016	✓ DRIVER / PASSENGER	✓	
F-250, F-350, F-450 Super Cab - Suicide door	2017 - 2026	✓ DRIVER / PASSENGER	✓	
F-250, F-350, F-450 Super Crew Cab - 4 door	2017 - 2026	✓ DRIVER / PASSENGER	✓	
Ranger Super Crew Cab - 4 door	2019 - 2023	✓* PASSENGER	✓ ASENTO	
Ranger Super Crew Cab - 4 door	2024 - 2026	✓ PASSENGER	✓ ASENTO	

* Ford F-150 Super Cab - Suicide door Asento **NOT AVAILABLE** for model with **ONLY 2 DOORS**.

* Ford F-150 Raptor Super Cab - Suicide door Asento **NOT AVAILABLE** for model with **ONLY 2 DOORS**.

* Raptor Super Cab - Suicide door / 4 door 2011 only - **NOT AVAILABLE** for model with **4 load cells**.

* Ranger Super Crew Cab - **NOT AVAILABLE** for models with **POWER SEAT**



FORD APPLICATIONS

MODEL	YEAR	LINK	XL-SEAT ASENTO	SPEEDY LIFT
Explorer	2011 - 2015	✓ PASSENGER	✓	
Explorer	2016 - 2019	✓ PASSENGER	✓	
Explorer	2020 - 2026	*✓ DRIVER / PASSENGER	*✓	
Escape	2013 - 2019	✓ PASSENGER		
Escape	2020 - 2026	✓ PASSENGER		
Expedition / Navigator	2007 - 2017	✓ PASSENGER		
Expedition / Navigator	2018 - 2024	*✓ DRIVER/PASSENGER *✓ 2 nd ROW	✓* ASENTO	
Edge	2011 - 2014		✓	
Edge	2015 - 2024	✓ PASSENGER	✓ ASENTO	
Lincoln MKX	2016 - 2018	✓ PASSENGER	✓ ASENTO	
Lincoln Nautilus	2019 - 2023	✓ PASSENGER	✓ ASENTO	
Transit Connect	2010 - 2013		✓	✓

*2018-2024 **Ford Expedition** FRONT- LINK: **NOT AVAILABLE** for model with **MANUAL SEAT**.

*2018-2024 **Lincoln Navigator** FRONT- LINK: **NOT AVAILABLE** for model with **PERFECT POSITION SEAT**.

*2018-2024 **Ford Expedition & Lincoln Navigator** 2nd ROW - LINK: **AVAILABLE ONLY** for **LONG WHEELBASE** model (Navigator L & Expedition MAX)

*2018-2024 **Ford Expedition** - ASENTO: **NOT AVAILABLE** for model with **PERFECT POSITION SEAT** or model with **MANUAL SEAT**

*2020-2026 **Ford Explorer** - ASENTO & LINK: **NOT AVAILABLE** for model with **MANUAL SEAT**



GENERAL MOTORS APPLICATIONS

MODEL	YEAR	LINK	XL-SEAT ASENTO	SPEEDY LIFT
Avalanche	2007 - 2013	✓ DRIVER / PASSENGER	✓	
Canyon / Colorado Extended Cab - Suicide door	2004 - 2012		✓	
Canyon / Colorado Extended Cab- Suicide door	2015 - 2022	✓ DRIVER* / PASSENGER*	✓ ASENTO	
Canyon / Colorado Crew Cab- 4 door	2015 - 2022	✓ DRIVER* / PASSENGER	✓ ASENTO	
Sierra / Silverado Regular Cab-1500- 2 door	1999 - 2013		✓	
Sierra / Silverado Extended Cab-1500- No suicide door	1999 - 2002		✓	
Sierra / Silverado Extended Cab-1500- Suicide door	2001 - 2006		✓	
Sierra / Silverado Extended Cab-1500- Suicide door	2007 - 2013	✓ DRIVER / PASSENGER	✓	
Sierra / Silverado Double Cab-1500- 4 door (2 smaller)	2014 - 2018	✓ DRIVER / PASSENGER	✓ ASENTO	
Sierra / Silverado Crew Cab-1500- 4 door	2007 - 2013	✓ DRIVER / PASSENGER	✓	
Sierra / Silverado Crew Cab-1500- 4 door	2014 - 2018	✓ DRIVER / PASSENGER	✓ ASENTO	
Sierra / Silverado Crew Cab-1500- 4 door	2019 - 2026	✓* DRIVER / PASSENGER	✓* ASENTO	
Sierra / Silverado Double Cab-1500- 4 door (2 smaller)	2019 - 2026	✓* DRIVER / PASSENGER	✓* ASENTO	
Sierra / Silverado HD-2500 / 3500- All models	2007 - 2014	✓ DRIVER / PASSENGER	✓	
Sierra / Silverado HD-2500 / 3500- All models	2015 - 2026	✓ DRIVER / PASSENGER	✓* ASENTO	
Escalade / Suburban / Tahoe / Yukon - All models	2007 - 2014	✓ DRIVER / PASSENGER	✓	
Escalade / Suburban / Tahoe / Yukon - All models	2015 - 2020	✓ DRIVER / PASSENGER	✓ ASENTO	
Escalade / Suburban / Tahoe / Yukon - All models	2021 - 2026	✓ DRIVER / PASSENGER	✓ ASENTO	
Blazer	2019 - 2026	✓ DRIVER / PASSENGER*	✓* ASENTO	

*2015-2022 **Canyon / Colorado Ext Cab** - LINK: Rear door must be opened for operation.

*2015-2022 **Canyon / Colorado Crew Cab** - LINK: Steering column must be telescopic.

*2019-2026 **Blazer** - ASENTO & LINK: **NOT AVAILABLE** for **ELECTRIC MODEL (BLAZER EV)**

*2019-2026 **Sierra / Silverado** - LINK & ASENTO: **NOT AVAILABLE** for **ELECTRIC MODEL**

*2015-2026 **Sierra / Silverado HD-2500 / 3500- All models** - LINK & ASENTO: **NOT AVAILABLE** for **ELECTRIC MODEL**



GENERAL MOTORS APPLICATIONS

MODEL	YEAR	LINK	XL-SEAT ASENTO	SPEEDY LIFT
Acadia <i>(See note on Limited)</i>	2008 - 2016	✓* PASSENGER		
Acadia	2017 - 2023	✓ DRIVER / PASSENGER	✓ ASENTO	
Cadillac XT6	2020 - 2025	✓ DRIVER / PASSENGER		
Enclave	2008 - 2017	✓ PASSENGER		
Enclave	2018 - 2024	✓* DRIVER / PASSENGER & 2 nd ROW	✓ ASENTO	
Enclave	2025 - 2026	✓ PASSENGER		
Terrain / Equinox	2010 - 2017	✓ PASSENGER		
Terrain / Equinox	2018 - 2024	✓ DRIVER / PASSENGER	✓ ASENTO	
Terrain / Equinox	2025 - 2026	✓* PASSENGER	✓ ASENTO	
Traverse	2008 - 2017	✓ PASSENGER		
Traverse	2018 - 2023	✓* DRIVER / PASSENGER & 2 nd ROW	✓ ASENTO	
Traverse	2024 - 2026	✓* PASSENGER		

*GMC Acadia Limited 2017 is the 2008-2016 body style.

*Enclave 2018-2024 - LINK: **NOT AVAILABLE** in driver position for model with manual seat. | 2nd Row, **NOT AVAILABLE** for 8 passenger model.

*Traverse 2018-2023 - LINK: **NOT AVAILABLE** in driver position for model with manual seat. | 2nd Row, **NOT AVAILABLE** for 8 passenger model.

*Traverse 2024-2026 - LINK: **NOT AVAILABLE** in driver side.

*Terrain / Equinox 2025-2026 - LINK: **NOT AVAILABLE** for driver side & **ELECTRIC MODEL**.



HONDA APPLICATIONS

MODEL	YEAR	LINK	XL-SEAT ASENTO	SPEEDY LIFT
Odyssey	2005 - 2010		✓ WITH HI-LIFT	✓
Odyssey	2011 - 2017		✓	✓
Odyssey	2018 - 2026	✓ 2 nd ROW	✓ ASENTO	✓



HYUNDAI APPLICATIONS

MODEL	YEAR	LINK	XL-SEAT ASENTO	SPEEDY LIFT
Palisade	2020 - 2025	✓ DRIVER* / PASSENGER*	✓*	

*Palisade 2020-2025 - LINK & ASENTO: **NOT AVAILABLE** for models with **MANUAL SEATS**



KIA APPLICATIONS

MODEL	YEAR	LINK	XL-SEAT ASENTO	SPEEDY LIFT
Carnival	2022 - 2026	✓ DRIVER* / PASSENGER & 2 nd ROW	✓*	✓
Sedona	2006 - 2012	✓ 2 nd ROW		
Sedona	2012 - 2014	✓ 2 nd ROW		
Sedona	2015 - 2021	✓ PASSENGER & 2 nd ROW*	✓	✓*
Telluride	2020 - 2025	✓ DRIVER* / PASSENGER*	✓*	
Ev9	2023 - 2026	✓ DRIVER* / PASSENGER*	✓	

*Sedona 2015-2021 - **NOT AVAILABLE** for models with **OEM footrest** | *Discontinued in Canada 2019-2020 model.*

*Carnival 2022-2026 - **LINK: NOT AVAILABLE** in driver position for model with manual seat.

*Carnival 2022-2026 - **ASENTO: NOT AVAILABLE** for model with manual seat.

*Telluride 2020-2025 - **ASENTO: NOT AVAILABLE** for model with manual seat.

*Telluride 2020-2025 - **LINK NOT AVAILABLE** for model with manual seat.

*Ev9 2023-2026 - **LINK: NOT AVAILABLE** for model with power legs.



MAZDA APPLICATIONS

MODEL	YEAR	LINK	XL-SEAT ASENTO	SPEEDY LIFT
Mazda 5 *	2006 - 2015			✓

**Discontinued in USA in 2015, discontinued in Canada in 2017*



Mercedes-Benz

MERCEDES APPLICATIONS

MODEL	YEAR	LINK	XL-SEAT ASENTO	SPEEDY LIFT
Metris	2016 - 2023		✓ ASENTO	✓



NISSAN APPLICATIONS

MODEL	YEAR	LINK	XL-SEAT ASENTO	SPEEDY LIFT
Ariya	2022 - 2026	✓ DRIVER/PASSENGER*	✓ ASENTO	

*Ariya 2022-2026 - **LINK FRONT PASSENGER: NOT AVAILABLE** for models with **POWER SEAT**.



SUBARU APPLICATIONS

MODEL	YEAR	LINK	XL-SEAT ASENTO	SPEEDY LIFT
Forester	2014 - 2018		✓ ASENTO	



TESLA APPLICATIONS

MODEL	YEAR	LINK	XL-SEAT ASENTO	SPEEDY LIFT
X	2015 - 2020		✓ ASENTO	**✓ SPEEDY
X	2021 - 2026		✓ ASENTO	**✓ SPEEDY

*Tesla X 2015-2026 – **SPEEDY-LIFT: NOT AVAILABLE** PASSENGER side model with Bench seat.

*Tesla X 2021-2026 – **SPEEDY-LIFT: NOT AVAILABLE** for model with Bucket Seat.



TOYOTA

TOYOTA APPLICATIONS

MODEL	YEAR	LINK	XL-SEAT ASENTO	SPEEDY LIFT
Sienna	2004 - 2010		✓ WITH HI-LIFT	✓
Sienna - Power seat	2005 - 2010		✓ WITH HI-LIFT	✓
Sienna- 7 & 8 passengers	2011 - 2020	✓ DRIVER/PASSENGER ✓ 2 nd ROW*	✓ WITH HI-LIFT	✓ *SEE NOTE
Sienna- 7 & 8 passengers	2021 - 2026	✓ DRIVER/PASSENGER ✓ 2 nd ROW*	✓ ASENTO	✓ *SEE NOTE
Tacoma Access Cab - Suicide door	2005 - 2015	✓ PASSENGER	✓	
Tacoma Access Cab - Suicide door	2016 - 2023	✓ PASSENGER	✓ ASENTO	
Tacoma Double Cab - 4 reg. door	2005 - 2023	✓ PASSENGER	✓	
Tacoma Double Cab - 4 reg. door	2024 - 2026	✓* DRIVER/PASSENGER		
Tundra Double Cab - 4 door (rear doors smaller)	2014 - 2021	✓ DRIVER / PASSENGER	✓ ASENTO	
Tundra Crew Max - 4 door	2014 - 2021	✓ DRIVER / PASSENGER	✓ ASENTO	
Tundra Crew Max – 4 door	2022 - 2026	✓ DRIVER / PASSENGER		
4 Runner	2003 - 2024		✓	
Rav 4	2006 - 2012		✓	
Rav 4	2013 - 2018	✓ PASSENGER	✓*	
Rav 4	2019 - 2025	✓* PASSENGER	✓ ASENTO	
Venza	2008 - 2016	✓* PASSENGER		
Highlander	2014 - 2019	✓ PASSENGER	✓ ASENTO	
Highlander	2020 - 2026	✓* PASSENGER		
Grand Highlander	2020 - 2026	✓ PASSENGER		

*Highlander 2020-2026- LINK: passenger side **NOT AVAILABLE FOR MANUAL SEATS**

*Sienna 2011-2020 (8 passenger) - LINK: 2nd row - driver side **NOT AVAILABLE** & passenger side only available without footrest.

*Sienna 2021-2026 (8 passenger) - LINK: 2nd row - driver side **NOT AVAILABLE** & passenger side only available without footrest.

*Sienna 2011-2020 (8 passenger) - SPEEDY: Passenger side all mid-row seats will be removed.

*Sienna 2021-2026 (8 passenger) - SPEEDY: Passenger side all mid-row seats will be removed.

*Rav 4 2013-2018 - XL-SEAT: **AVAILABLE FOR MANUAL SEATS ONLY**

*Rav 4 2019-2025 - LINK: **AVAILABLE FOR MANUAL SEATS ONLY**

*Tacoma 2024-2026- LINK: **NOT AVAILABLE FOR MANUAL SEATS**

*Venza 2008-2016 - LINK: passenger side **AVAILABLE FOR MANUAL SEATS ONLY**



Volkswagen

VOLKSWAGEN APPLICATIONS

MODEL	YEAR	LINK	XL-SEAT ASENTO	SPEEDY LIFT
Routan	2009 - 2012	✓ DRIVER/PASSENGER ✓ 2 nd ROW	✓ WITH HI-LIFT	✓
Atlas	2018 - 2026	✓* DRIVER/PASSENGER	✓	
ID Buzz	2025 - 2026	✓	✓	✓

*Atlas 2018-2022 - LINK: * **NOT AVAILABLE** Front passenger for model manual seat.

LINK



WEBSITE RESOURCES

Connect to the locked portion of the site.



HOW IT WORKS VIDEO

In just a few minutes, see all of the key features of the product.



PRODUCT VIDEO

Overview of the LINK in motion.



HIGHLIGHTS

- Only uses OEM seat
- All safety features retained
- Great comfort, legroom and space
- Seating behind LINK is not affected
- Customizable movements
- Compatible with 100s of vehicles
- 3 year warranty, 350 lbs capacity



THINGS TO REMEMBER


- The LINK uses the original seat; however, due to the many trim levels available for a given application, it is possible that some of the vehicle's original features will need to be cancelled or removed at the time of installation.
- Note that during the install, OEM wire harness is cut and extended under the seat to maintain the OEM security and comfort features. Installation also involves trim and/or shroud modification based on vehicle year, make and model.

LINK | REFERENCES



USER DELIVERY VIDEO

Learn how the pendant and seat adjustments work.



REDUCED POWER MODE.

If the vehicle battery dies or gets disconnected, the LINK protects itself with a reduced power mode.



REMOTE DIAGNOSTICS

The LINK is equipped with a remote diagnostic system that can be run over the phone with a technician.






Throughout this tool you will find references to assist you in evaluating the feasibility of a LINK in specific vehicles to meet your client's specific needs. In some applications, the seated position and/or the forward and aft travel of the seat changes with the LINK installed. Below is a visual aid to explain how these details are to be understood.

(OEM = Original Equipment Manufacturer. | Chrysler; GM, Toyota, etc. | from the factory)



MANUAL BACK UP VIDEO

In the unlikely event of an issue, the LINK is equipped with a manual back up.

SEAT HEIGHT	SEAT ADJUSTMENT	VERTICAL TRAVEL
		
<p>This information will give an idea of the seat height with the LINK installed. Due to the various seat styles offered by vehicle manufacturers, the information is supplied as a reference to assist you in establishing if the seated height on the LINK will be suitable for your client. Example: In the 2015 Ford F-150 Super Cab – the note reads as follows: “Seat height: ½ inch lower than OEM (non-adjustable manual seat)” This means that in that model of Ford, with a manual seat (a seat that doesn't offer 'height' adjustment) the LINK will sit half an inch lower than it did before the installation. (See visual aid – not to scale)</p>	<p>This information is so you can establish the forward and back movements of the seat with the LINK. In all applications, the LINK adds power forward and backward movements, regardless of the seat's original functions. In some applications, the travel is limited. The seat adjustment information will allow you to confirm if the installation of the LINK will be suitable for your client's needs. FRONT is to indicate towards the steering wheel or front of the vehicle. BACK is to indicate towards the rear of the vehicle.</p>	<p>This information is so you can establish the estimated transfer height of the LINK in most vehicles. As suspensions, tires and wheels can affect the exact height at which a vehicle sits, this method can allow you to evaluate more accurately the transfer height in your specific vehicle. The LINK has two travel lengths, SHORT: for most minivans, SUV's and smaller vehicles; and LONG: for trucks and large SUV's. Please confirm the model in question, SHORT or LONG with our sales or service department. (See visual aid – not to scale)</p>



LINK QUICK REFERENCE

See next pages for more applications & additional notes

page 1 of 3

CHRYSLER		DRIVER	PASSENGER	2 nd ROW
Caravan / Town & Country (*T&C discontinued 2016)	2008 - 2020	✓*	✓	✓
Grand Caravan	2021 - 2026	✓	✓	✓
Pacifica	2017 - 2026	✓	✓	✓
Voyager	2020 - 2026	✓	✓	✓
Ram 1500 CLASSIC Crew Cab - 4 door	2009 - 2023		✓	
Ram 1500 Crew cab - 4 door	2019 - 2026	✓*	✓*	
Ram 1500 CLASSIC Quad Cab - 4 door	2009 - 2023		✓	
Ram 1500 Quad Cab - 4 door	2019 - 2026	✓*	✓*	
Ram 2500/3500 - 4 door	2010 - 2018		✓	
Ram 2500/3500 - 4 door	2019 - 2026		✓	
Jeep Gladiator	2020 - 2026	✓	✓	
Jeep Grand Cherokee	2011 - 2022		✓*	
Jeep Wrangler - 4 door	2018 - 2026	✓*	✓*	
Journey	♦2008 - 2020		✓*	
FORD		DRIVER	PASSENGER	2 nd ROW
F-150 Super Cab - Suicide door	♦2009 - 2014	✓	✓*	
F-150 Super Crew Cab - 4 door	♦2009 - 2014	✓	✓*	
F-150 Super Cab - Suicide door	2015 - 2020	✓	✓	
F-150 Super Crew Cab - 4 door	2015 - 2020	✓	✓	
F-150 Super Cab - Suicide door	2021 - 2026	✓	✓	
F-150 Super Crew Cab - 4 door	2021 - 2026	✓	✓	
Raptor Super Cab - Suicide door	♦2011 - 2016	✓	✓*	
Raptor Super Crew Cab - 4 door	♦2011 - 2016	✓	✓*	
Raptor Super Cab - Suicide door	2017 - 2026	✓	✓	
Raptor Super Crew Cab - 4 door	2017 - 2026	✓	✓	
F-250, F-350, F-450 Super Cab - Suicide door	♦2011 - 2016	✓	✓	
F-250, F-350, F-450 Super Crew Cab - 4 door	♦2011 - 2016	✓	✓	
F-250, F-350, F-450 Super Cab - Suicide door	2017 - 2026	✓	✓	
F-250, F-350, F-450 Super Crew Cab - 4 door	2017 - 2026	✓	✓	
Ranger Super Crew Cab - 4 Door	2019 - 2023		✓*	
Ranger Super Crew Cab - 4 Door	2024 - 2026		✓	
Explorer	♦2011 - 2015		✓	
Explorer	2016 - 2019		✓	
Explorer	2020 - 2026	✓*	✓*	
Expedition / Navigator	♦2007 - 2017		✓	
Expedition / Navigator	2018 - 2024	✓*	✓*	✓*
Escape	♦2013 - 2019		✓	
Escape	2020 - 2026		✓	
Edge	2015 - 2024		✓	
Lincoln	♦2016 - 2021		✓	
Nautilus	2019 - 2023		✓	
GENERAL MOTORS (Continued on page 2)		DRIVER	PASSENGER	2 nd ROW
Avalanche★(See note)	♦2007 - 2013	✓	✓	
Colorado / Canyon Extended Cab - Suicide door	2015 - 2022	✓*	✓*	
Colorado / Canyon Crew Cab - 4 door	2015 - 2022	✓*	✓	
Sierra / Silverado Extended Cab -1500- Suicide door ★	♦2007 - 2013	✓	✓	
Sierra / Silverado Double Cab -1500- 4 door (2 smaller)	2014 - 2018	✓	✓	

♦Due to the age of the application, shipping LEAD TIME of installation kit may vary. Contact us directly for an estimated lead time.

LINK QUICK REFERENCE

♦Due to the age of the application, shipping LEAD TIME of installation kit may vary. Contact us directly for an estimated lead time.

page 2 of 3

GENERAL MOTORS		DRIVER	PASSENGER	2 nd ROW
Sierra / Silverado Double Cab -1500- 4 door (2 smaller)	2019 - 2026	✓*	✓*	
Sierra / Silverado Crew Cab -1500- 4 door ★(See note)	♦2007 - 2013	✓	✓	
Sierra / Silverado Crew Cab -1500- 4 door	2014 - 2018	✓	✓	
Sierra / Silverado Crew Cab -1500- 4 door	2019 - 2026	✓*	✓*	
Sierra / Silverado HD -2500 / 3500- Ext. & 4 door ★	♦2007 - 2014	✓	✓	
Sierra / Silverado HD -2500 / 3500- 4 door	2015 - 2019	✓	✓	
Sierra / Silverado HD -2500 / 3500- 4 door	2020 - 2026	✓*	✓*	
Escalade / Suburban / Tahoe / Yukon - All models ★	♦2007 - 2014	✓	✓	
Escalade / Suburban / Tahoe / Yukon - All models	2015 - 2020	✓	✓	
Escalade / Suburban / Tahoe / Yukon - All models	2021 - 2026	✓	✓	
Acadia	♦2008 - 2016		✓	
Acadia (*See note on Limited)	2017 - 2023	✓	✓	
Blazer	2019 - 2026	✓*	✓*	
Cadillac XT6	2020 - 2025	✓	✓	
Enclave	♦2008 - 2017		✓	
Enclave	2018 - 2024	✓*	✓	✓*
Enclave	2025 - 2026		✓	
Traverse	♦2008 - 2017		✓	
Traverse	2018 - 2023	✓*	✓	✓*
Traverse	2024 - 2026		✓	
Terrain / Equinox	♦2010 - 2017		✓	
Terrain / Equinox	2018 - 2024	✓*	✓*	
Terrain / Equinox	2025 - 2026		✓*	
HONDA		DRIVER	PASSENGER	2 nd ROW
Odyssey	2018 - 2026			✓
HYUNDAI		DRIVER	PASSENGER	2 nd ROW
Palisade	2020 - 2025	✓*	✓*	
KIA		DRIVER	PASSENGER	2 nd ROW
Carnival	2022 - 2026	✓*	✓	✓*
EV9	2023 - 2026	✓*	✓*	
Sedona (See note)	♦2006 - 2014			✓*
Sedona (See note)	2015 - 2021		✓	✓*
Telluride	2020 - 2025	✓*	✓*	
NISSAN		DRIVER	PASSENGER	2 nd ROW
Ariya	2022 - 2026	✓	✓	
TOYOTA		DRIVER	PASSENGER	2 nd ROW
Sienna	♦2011 - 2020	✓	✓	✓*
Sienna	2021 - 2026	✓	✓	✓*
Tacoma Access Cab – Suicide door	2005 - 2023		✓	
Tacoma Double Cab – 4 door	2005 - 2023		✓	
Tacoma Double Cab – 4 door	2024 - 2026	✓*	✓*	
Tundra Double Cab – 4 door (2 smaller)	2014 - 2021	✓	✓	
Tundra Crew Max – 4 door	2014 - 2021	✓	✓	
Tundra Crew Max – 4 door	2022 - 2026	✓*	✓*	
Rav 4	♦2013 - 2018		✓	
Rav 4	2019 - 2025		✓*	
Venza (See note)	♦2008 - 2016		✓*	
Highlander	♦2014 - 2019		✓	
Highlander	2020 - 2026		✓*	

Grand Highlander	2020 - 2026		✓	
VOLKSWAGEN		DRIVER	PASSENGER	2nd ROW
Routan	◆2009 - 2012	✓	✓	✓
Atlas	2018 - 2026	✓	✓*	
ID Buzz	2025 - 2026	✓	✓	

Notes to specific applications - marked * on the QUICK REFERENCE

Caravan / Town & Country	2008 - 2020	* STEERING COLUMN MUST BE TELESCOPIC.		
Ram 1500 Quad/ Crew Cab - 4 door	2019 - 2026	* NOT AVAILABLE for CLASSIC body style - 2018 model.		
Ram 1500 TUNGSTEN	- 2026	* NOT AVAILABLE for TUNGSTEN TRIM LEVEL.		
Jeep Wrangler - 4 door	2018 - 2026	* NOT AVAILABLE for JK model (2018) ONLY AVAILABLE for manual seat		
Jeep Gladiator	2020 - 2026	ONLY AVAILABLE for manual seat		
Jeep Grand Cherokee	2011 - 2022	* NOT AVAILABLE for model with MANUAL SEAT. * NOT AVAILABLE for WL Platform		
Journey	2008 - 2020	ONLY AVAILABLE for model with SEAT STORAGE.		
F-150 Super Cab - Suicide door / 4 door	2011 - only	* NOT AVAILABLE for model with 4 load cells (see details)		
Explorer	2020 - 2026	* NOT AVAILABLE for model with MANUAL SEAT.		
Raptor Super Cab - Suicide door / 4 door	2011 - only	* NOT AVAILABLE for model with 4 load cells (see details)		
Ford Ranger Super Crew	2019 - 2023	* NOT AVAILABLE for model with Power Seat		
Acadia	2017 - 2023	* NOT AVAILABLE for 2017 LIMITED model for the Driver		
Ford Expedition (Front)	2018 - 2024	* NOT AVAILABLE for model with MANUAL SEAT.		
Ford Expedition/Navigator (2 nd Row)	2018 - 2024	ONLY AVAILABLE for Long wheelbase (Exp. MAX & Nav. L)		
Navigator (Front)	2018 - 2024	* NOT AVAILABLE for model with PERFECT POSITION SEAT.		
Canyon/ Colorado Ext Cab - Suicide door	2015 - 2022	* Rear door MUST BE OPEN for LINK operation.		
Canyon/ Colorado Crew Cab - 4 door	2015 - 2022	* STEERING COLUMN MUST BE TELESCOPIC.		
Sierra / Silverado	2019 - 2026	* NOT AVAILABLE for ELECTRIC MODEL		
Sierra / Silverado HD-2500 / 3500- All models	2015 - 2026	* NOT AVAILABLE for ELECTRIC MODEL		
Blazer	2019 - 2026	* NOT AVAILABLE for ELECTRIC MODEL (BLAZER EV)		
Enclave (Driver/Front)	2018 - 2024	* NOT AVAILABLE in driver position for model manual seat		
Enclave (2 nd ROW)	2018 - 2024	* NOT AVAILABLE for 8 passenger model.		
Traverse (Driver/Front)	2018 - 2023	* NOT AVAILABLE in driver position for model manual seat		
Traverse	2018 - 2023	* NOT AVAILABLE for 8 passenger model.		
Traverse	2024 - 2026	* NOT AVAILABLE for driver side		
Equinox	2018 - 2024	* NOT AVAILABLE for ELECTRIC MODEL		
Terrain/ Equinox	2025 - 2026	* NOT AVAILABLE for driver side & ELECTRIC MODEL.		
Kia Carnival	2022 - 2026	* NOT AVAILABLE for model with manual seat (Driver position)		
Kia EV9	2023 - 2026	* NOT AVAILABLE for model with power legs.		
Kia Sedona	◆2006 - 2014	* NOT AVAILABLE for short wheelbase model.		
Kia Sedona	2015 - 2021	* NOT AVAILABLE for mid-row driver side with OEM footrest <i>Discontinued in Canada 2019-2020 model.</i>		
Kia Telluride	2020 - 2025	* NOT AVAILABLE for model with MANUAL SEAT.		
Hyundai Palisade	2020 - 2025	* NOT AVAILABLE for model with MANUAL SEAT.		
Nissan Ariya	2022 - 2026	* NOT AVAILABLE Front passenger for models with POWER SEAT		
Toyota Highlander	2020 - 2026	* NOT AVAILABLE for model with MANUAL SEAT.		
Toyota Sienna	2011 - 2020	* NOT AVAILABLE for 8-passenger 2 nd row on the driver side or for configurations equipped with the OEM footrest.		
Toyota Sienna	2021 - 2026	* NOT AVAILABLE for 8-passenger 2 nd row on the driver side or for configurations equipped with the OEM footrest.		
Toyota Tacoma	2024 - 2026	* NOT AVAILABLE for MANUAL SEATS		
Toyota Tundra	2022 - 2026	ONLY AVAILABLE for model with POWER SEATS.		
Toyota Rav 4	2019 - 2025	ONLY AVAILABLE for model with MANUAL SEATS.		
Toyota Venza	◆2008 - 2016	* NOT AVAILABLE for model with power seats.		
Volkswagen Atlas	2018 - 2022	* NOT AVAILABLE Front passenger for model manual seat		
ALL MODEL		If equipped with TV/DVD in seatback, UNIT NO LONGER FUNCTIONAL		
* NOT AVAILABLE for 2007 model with integrated seatbelt. 2007 MODEL, INCLUDES: Avalanche; Sierra/Silverado Extended Cab; Sierra / Silverado Crew Cab; Sierra/Silverado HD (2500/3500) Extended Cab/Silverado HD (2500/3500) Crew Cab; Escalade / Suburban / Tahoe / Yukon.				

Tablet part #: LK1000

Bluetooth part #: LK1100

LINK footrest part #: LK14000

Need Assistance? [CHAT WITH US](#)



2008-2020 ♦ Caravan / Town & Country | DRIVER

LK-CHRG08L

Seat height: OEM
OEM shrouds must be trimmed.
Outer seat shroud removed and replaced | PROVIDED
Power seat buttons integrated into provided shroud.

➔ Please specify if equipped with power seats.

Mid-row seat (Stow 'N Go) immediately behind **LINK** cannot be stowed.

*Transfer height: 19" | Average install: 6-8 hrs.

Seat | FRONT: 2 inches less than OEM | BACK: 2 inches more than OEM
Lower B pillar shroud needs to be cut | STENCIL PROVIDED.

Armrest must be modified | Retained. Action required for use.

OEM wire harness must be cut and extended under seat.

★ STEERING COLUMN MUST BE TELESCOPIC.

2008-2020 ♦ Caravan / Town & Country | FRONT PASSENGER

LK-CHRG08R

Seat height: OEM
OEM shrouds must be trimmed.

Mid-row seat (Stow 'N Go) immediately behind **LINK** cannot be stowed.

*Transfer height: 19" | Average install: 6-8 hrs.

Seat adjustments | FRONT: OEM | BACK: OEM

OEM wire harness must be cut and extended under seat.

2008-2020 ♦ Caravan / Town & Country | 2nd ROW LEFT (driver side)

LK-CHRG08CL

Seat height: OEM
OEM shrouds must be trimmed.

➔ Please specify if equipped with heated seats. (Add. parts & time)

*Transfer height: 19" | Average install: 6-8 hrs.

Seat | FRONT: 5 inches more than OEM | BACK: OEM

★ Must be Stow 'N Go seating (not bench)

Option available: Additional Seat Security Anchor Kit

2008-2020 ♦ Caravan / Town & Country | 2nd ROW RIGHT (passenger side)

LK-CHRG08CR

Seat height: OEM
OEM shrouds must be trimmed.

➔ Please specify if equipped with heated seats. (Add. parts & time)

*Transfer height: 19" | Average install: 6-8 hrs.

Seat adjustments | FRONT: 5 inches more than OEM | BACK: OEM

★ Must be Stow 'N Go seating (not bench)

Option available: Additional Seat Security Anchor Kit

2021-2026 Grand Caravan | DRIVER

LK-CHR17L

Seat height: OEM | Adjustable seat 2.5" travel = sits 1" above lowest point)
OEM shrouds must be trimmed.

Outer seat trim modified. Inner trim replaced | PARTS PROVIDED

Lower B pillar shroud needs to be cut | STENCIL PROVIDED

Ventilated seat/fan in seat retained. (additional install time)

➔ Please specify if equipped with power seats. (Add. parts & time)

Armrest must be modified | Adapter is included

*Transfer height: 19" | Average install: 10-14 hrs.

Seat | FRONT: 2 ¼" less than OEM | BACK: 2 ¼" more than OEM

Mid-row/Stow 'N Go behind **LINK** PERMANENTLY in or out of floor.

Seatbelt pre-tensioner relocated.

Seat leans towards rear of vehicle once outside. ANGLE: 5 degrees.

OEM wire harness must be cut and extended under seat.

Extensive wire harness work required on fully equipped models.

If equipped with TV/DVD in seatback, UNIT NO LONGER FUNCTIONAL

★ Adapt Solutions' signature TALL programing NOT AVAILABLE.

USER INTERACTION REQUIRED: Watch video for details. [Click here for video](#)

2021-2026 Grand Caravan | FRONT PASSENGER

LK-CHR17R

Seat height: OEM | Adjustable seat 2.5" travel = sits 1" above lowest point)
OEM shrouds must be trimmed.

Outer seat trim modified. Inner trim replaced | PARTS PROVIDED

Lower B pillar shroud needs to be cut | STENCIL PROVIDED

Ventilated seat/fan in seat retained. (additional install time)

➔ Please specify if equipped with power seats. (Add. parts & time)

*Transfer height: 19" | Average install: 10-14 hrs.

Seat adjustments | FRONT: 2 ¼" less than OEM | BACK: 2 ¼" more than OEM

Mid-row/Stow 'N Go behind **LINK** PERMANENTLY in or out of floor.

Seatbelt pre-tensioner relocated.

Seat leans towards rear of vehicle once outside. ANGLE: 5 degrees.

OEM wire harness must be cut and extended under seat.

Extensive wire harness work required on fully equipped models.

If equipped with TV/DVD in seatback, UNIT NO LONGER FUNCTIONAL

2021-2026 Grand Caravan | 2nd ROW LEFT OR RIGHT (driver or passenger side)

LK-CHR17CL or LK-CHR17CR

Seat height: OEM
OEM shrouds must be trimmed.

Doorsill moulding needs to be cut | STENCIL PROVIDED.

➔ Please specify if equipped with heated seats. (Add. parts & time)

*Transfer height: 19" | Average install: 6-8 hrs.

Seat adjustments | FRONT: OEM | BACK: 1 ¾" more than OEM

★ Jump seat in 8 passenger model must be removed.



2017-2026 Pacifica | DRIVER

LK-CHR17L

Seat height: OEM | Adjustable seat 2.5" travel = sits 1" above lowest point)
OEM shrouds must be trimmed.

Outer seat trim modified. Inner trim replaced | PARTS PROVIDED

Lower B pillar shroud needs to be cut | STENCIL PROVIDED

Ventilated seat/fan in seat retained. (Additional install time)

➔ Please specify if equipped with power seats. (Add. parts & time)

Armrest must be modified | Adapter is included

If equipped with TV/DVD in seatback, UNIT NO LONGER FUNCTIONAL

*Transfer height: 19" | Average install: 10-14 hrs.

Seat | FRONT: 2 ¼" less than OEM | BACK: 2 ¼" more than OEM

Mid-row/Stow 'N Go behind **LINK PERMANENTLY** in or out of floor.

Seatbelt pre-tensioner relocated.

Seat leans towards rear of vehicle once outside. ANGLE: 5 degrees.

OEM wire harness must be cut and extended under seat.

Extensive wire harness work required on fully equipped models.

Compatible with HYBRID model.

★ Adapt Solutions' signature TALL programming NOT AVAILABLE.

USER INTERACTION REQUIRED: Watch video for details. [Click here for video](#)

2017-2026 Pacifica | FRONT PASSENGER

LK-CHR17R

Seat height: OEM | Adjustable seat 2.5" travel = sits 1" above lowest point)
OEM shrouds must be trimmed.

Outer seat trim modified. Inner trim replaced | PARTS PROVIDED

Lower B pillar shroud needs to be cut | STENCIL PROVIDED

Ventilated seat/fan in seat retained. (Additional install time)

➔ Please specify if equipped with power seats. (Add. parts & time)

If equipped with TV/DVD in seatback, UNIT NO LONGER FUNCTIONAL

*Transfer height: 19" | Average install: 10-14 hrs.

Seat adjustments | FRONT: 2 ¼" less than OEM | BACK: 2 ¼" more than OEM

Mid-row/Stow 'N Go behind **LINK PERMANENTLY** in or out of floor.

Seatbelt pre-tensioner relocated.

Seat leans towards rear of vehicle once outside. ANGLE: 5 degrees.

OEM wire harness must be cut and extended under seat.

Extensive wire harness work required on fully equipped models.

Compatible with HYBRID model.

2017-2026 Pacifica | 2nd ROW LEFT OR RIGHT (driver or passenger side)

LK-CHR17CL or LK-CHR17CR

Seat height: OEM

OEM shrouds must be trimmed.

Doorsill moulding needs to be cut | STENCIL PROVIDED.

➔ Please specify if equipped with heated seats. (Add. parts & time)

➔ Please specify if it is hybrid.

*Transfer height: 19" | Average install: 6-8 hrs.

Seat adjustments | FRONT: OEM | BACK: 1 ¾" more than OEM

★ Jump seat in 8 passenger model must be removed.

2020-2026 Voyager | DRIVER

LK-CHR17L

Seat height: OEM | Adjustable seat 2.5" travel = sits 1" above lowest point)
OEM shrouds must be trimmed.

Outer seat trim modified. Inner trim replaced | PARTS PROVIDED

Lower B pillar shroud needs to be cut | STENCIL PROVIDED

Ventilated seat/fan in seat retained. (Additional install time)

➔ Please specify if equipped with power seats. (Add. parts & time)

Armrest must be modified | Adapter is included

*Transfer height: 19" | Average install: 10-14 hrs.

Seat | FRONT: 2 ¼" less than OEM | BACK: 2 ¼" more than OEM

Mid-row/Stow 'N Go behind **LINK PERMANENTLY** in or out of floor.

Seatbelt pre-tensioner relocated.

Seat leans towards rear of vehicle once outside. ANGLE: 5 degrees.

OEM wire harness must be cut and extended under seat.

Extensive wire harness work required on fully equipped models.

If equipped with TV/DVD in seatback, UNIT NO LONGER FUNCTIONAL

★ Adapt Solutions' signature TALL programming NOT AVAILABLE.

USER INTERACTION REQUIRED: Watch video for details. [Click here for video](#)

2020-2026 Voyager | FRONT PASSENGER

LK-CHR17R

Seat height: OEM | Adjustable seat 2.5" travel = sits 1" above lowest point)
OEM shrouds must be trimmed.

Outer seat trim modified. Inner trim replaced | PARTS PROVIDED

Lower B pillar shroud needs to be cut | STENCIL PROVIDED

Ventilated seat/fan in seat retained. (Additional install time)

➔ Please specify if equipped with power seats. (Add. parts & time)

*Transfer height: 19" | Average install: 10-14 hrs.

Seat adjustments | FRONT: 2 ¼" less than OEM | BACK: 2 ¼" more than OEM

Mid-row/Stow 'N Go behind **LINK PERMANENTLY** in or out of floor.

Seatbelt pre-tensioner relocated.

Seat leans towards rear of vehicle once outside. ANGLE: 5 degrees.

OEM wire harness must be cut and extended under seat.

Extensive wire harness work required on fully equipped models.

If equipped with TV/DVD in seatback, UNIT NO LONGER FUNCTIONAL

2020-2026 Voyager | 2nd ROW LEFT OR RIGHT (driver or passenger side)

LK-CHR17CL or LK-CHR17CR

Seat height: OEM

OEM shrouds must be trimmed.

Doorsill moulding needs to be cut | STENCIL PROVIDED.

➔ Please specify if equipped with heated seats. (Add. parts & time)

*Transfer height: 19" | Average install: 6-8 hrs.

Seat adjustments | FRONT: OEM | BACK: 1 ¾" more than OEM

★ Jump seat in 8 passenger model must be removed.

**2009-2023 Ram 1500 Crew Cab CLASSIC -4 door | FRONT PASSENGER**

LK-RAMQ09R
Seat height: OEM
OEM shrouds must be trimmed.
Seat support spring (OEM) must be cut | OEM reconfiguration not affected
Higher trim levels may cause loss of some seat features.

***Transfer height: 21" | Average install: 6-8 hrs.**
Seat adjustments | FRONT: INFO N/A | BACK: INFO N/A
Lower B pillar shroud needs to be cut | STENCIL PROVIDED.
OEM wire harness must be cut and extended under seat.
Vented seat base fan removed from seat.

2009-2023 Ram 1500 Quad Cab CLASSIC -4 door | FRONT PASSENGER

LK-RAMQ09R
Seat height: OEM
OEM shrouds must be trimmed.
Seat support spring (OEM) must be cut | OEM reconfiguration not affected
Higher trim levels may cause loss of some seat features.

***Transfer height: 21" | Average install: 6-8 hrs.**
Seat adjustments | FRONT: INFO N/A | BACK: INFO N/A
Lower B pillar shroud needs to be cut | STENCIL PROVIDED.
OEM wire harness must be cut and extended under seat.
Vented seat base fan removed from seat.

2019-2026 Ram 1500 Quad Cab -4 door | DRIVER

LK-RAMQ19L
Seat height: 2" higher than OEM lowest (2.5" adjustable seat)
OEM shrouds must be trimmed.
Door must be shimmed | SHIM PROVIDED
➔ Please specify if equipped with power seats.
➔ Please specify if NEW BODY STYLE or CLASSIC-2018 MODEL

***Transfer height: 20" | Average install: 8-10 hrs.**
Seat adjustments | FRONT: 2" less than OEM | BACK: ½" more than OEM
OEM wire harness must be cut and extended under seat.
★ Adapt Solutions' signature TALL programming **NOT AVAILABLE.**
★ **NOT AVAILABLE** for CLASSIC body style – 2018 model.
★ **NOT AVAILABLE** for TUNGSTEN TRIM LEVEL

2019-2026 Ram 1500 Quad Cab -4 door | FRONT PASSENGER

LK-RAMQ19R
Seat height: 2" higher than OEM lowest (2.5" adjustable seat)
OEM shrouds must be trimmed.
➔ Please specify if equipped with power seats.
➔ Please specify if NEW BODY STYLE or CLASSIC-2018 MODEL (RAMQ09R)

***Transfer height: 20" | Average install: 8-10 hrs.**
Seat adjustments | FRONT: 2" less than OEM | BACK: ½" more than OEM
OEM wire harness must be cut and extended under seat.
★ **NOT AVAILABLE** for TUNGSTEN TRIM LEVEL

2019-2026 Ram 1500 Crew Cab -4 door | DRIVER

LK-RAMQ19L
Seat height: 2" higher than OEM lowest (2.5" adjustable seat)
OEM shrouds must be trimmed.
Door must be shimmed | SHIM PROVIDED
➔ Please specify if equipped with power seats.
➔ Please specify if NEW BODY STYLE or CLASSIC-2018 MODEL

***Transfer height: 20" | Average install: 8-10 hrs.**
Seat adjustments | FRONT: 2" less than OEM | BACK: ½" more than OEM
OEM wire harness must be cut and extended under seat.
★ Adapt Solutions' signature TALL programming **NOT AVAILABLE.**
★ **NOT AVAILABLE** for CLASSIC body style – 2018 model.
★ **NOT AVAILABLE** for TUNGSTEN TRIM LEVEL

2019-2026 Ram 1500 Crew Cab -4 door | FRONT PASSENGER

LK-RAMQ19R
Seat height: 2" higher than OEM lowest (2.5" adjustable seat)
OEM shrouds must be trimmed.
➔ Please specify if equipped with power seats.
➔ Please specify if NEW BODY STYLE or CLASSIC-2018 MODEL (RAMQ09R)

***Transfer height: 20" | Average install: 8-10 hrs.**
Seat adjustments | FRONT: 2" less than OEM | BACK: ½" more than OEM
OEM wire harness must be cut and extended under seat.
★ **NOT AVAILABLE** for TUNGSTEN TRIM LEVEL

2010-2018 Ram 2500/3500 -4 door | FRONT PASSENGER

LK-RAMQ09R
Seat height: OEM
OEM shrouds must be trimmed.
Seat support spring (OEM) must be cut | OEM reconfiguration not affected
Higher trim levels may cause loss of some seat features.
♦ Transfer height may vary with tires, wheels and suspension.

♦*Transfer height: 23" | Average install: 6-8 hrs.
Seat adjustments | FRONT: INFO N/A | BACK: INFO N/A
Lower B pillar shroud needs to be cut | STENCIL PROVIDED.
OEM wire harness must be cut and extended under seat.
Vented seat base fan removed from seat.

2019-2026 Ram 2500/3500 -4 door | FRONT PASSENGER

LK-RAMQ09R
Seat height: OEM
OEM shrouds must be trimmed.
Seat support spring (OEM) must be cut | OEM reconfiguration not affected
Higher trim levels may cause loss of some seat features.
♦ Transfer height may vary with tires, wheels and suspension.

♦*Transfer height: 23" | Average install: 6-8 hrs.
Seat adjustments | FRONT: INFO N/A | BACK: INFO N/A
Lower B pillar shroud needs to be cut | STENCIL PROVIDED.
OEM wire harness must be cut and extended under seat.
Vented seat base fan removed from seat.



2018-2026 Jeep Wrangler – 4 door | DRIVER

LK-WRG18L

Seat height: $\frac{3}{4}$ " higher than OEM lowest (adjustable seat)
OEM seat trim must be modified.
Lower B pillar shroud needs to be cut | STENCIL PROVIDED.
★ Adapt Solutions' signature TALL programing **NOT AVAILABLE**.
ONLY AVAILABLE FOR MANUAL SEAT
★ *Not available for JK Model (2018)*

***Transfer height: 19" | Average install: 6-8 hrs.**

Seat adjustments | FRONT: 2" more than OEM | BACK: $3\frac{1}{8}$ " less than OEM.
OEM wire harness must be cut and extended under seat.
Friction on center console. Wear and scratches to be expected.
MAX PRESET available. Offers 2 additional inches of vertical travel.
Compatible with HYBRID model.

2018-2026 Jeep Wrangler – 4 door | FRONT PASSENGER

LK-WRG18R

Seat height: $\frac{3}{4}$ " higher than OEM lowest (adjustable seat)
OEM seat trim must be modified.
Lower B pillar shroud needs to be cut | STENCIL PROVIDED.
★ Adapt Solutions' signature TALL programing **NOT AVAILABLE**.
ONLY AVAILABLE FOR MANUAL SEAT
★ *Not available for JK Model (2018)*

***Transfer height: 19" | Average install: 6-8 hrs.**

Seat adjustments | FRONT: 2" more than OEM | BACK: $3\frac{1}{8}$ " less than OEM.
OEM wire harness must be cut and extended under seat.
Friction on center console. Wear and scratches to be expected.
MAX PRESET available. Offers 2 additional inches of vertical travel.
Compatible with HYBRID model.

2020-2026 Jeep Gladiator | DRIVER

LK-WRG18L

Seat height: $\frac{3}{4}$ " higher than OEM lowest (adjustable seat)
OEM seat trim must be modified.
Lower B pillar shroud needs to be cut | STENCIL PROVIDED.
★ Adapt Solutions' signature TALL programing **NOT AVAILABLE**.
ONLY AVAILABLE FOR MANUAL SEAT

***Transfer height: 19" | Average install: 6-8 hrs.**

Seat adjustments | FRONT: 2" more than OEM | BACK: $3\frac{1}{8}$ " less than OEM.
OEM wire harness must be cut and extended under seat.
Friction on center console. Wear and scratches to be expected.
MAX PRESET available. Offers 2 additional inches of vertical travel.

2020-2026 Jeep Gladiator | FRONT PASSENGER

LK-WRG18R

Seat height: $\frac{3}{4}$ " higher than OEM lowest (adjustable seat)
OEM seat trim must be modified.
Lower B pillar shroud needs to be cut | STENCIL PROVIDED.
★ Adapt Solutions' signature TALL programing **NOT AVAILABLE**.
ONLY AVAILABLE FOR MANUAL SEAT

***Transfer height: 19" | Average install: 6-8 hrs.**

Seat adjustments | FRONT: 2" more than OEM | BACK: $3\frac{1}{8}$ " less than OEM.
OEM wire harness must be cut and extended under seat.
Friction on center console. Wear and scratches to be expected.
MAX PRESET available. Offers 2 additional inches of vertical travel.

2011-2022 Jeep Grand Cherokee | FRONT PASSENGER

LK-GCH11R

Seat height: 1 $\frac{1}{2}$ inches higher than lowest point of adjustable seat (2 $\frac{1}{2}$ ")
OEM shrouds must be trimmed.
Lower B pillar shroud needs to be cut | STENCIL PROVIDED.
★ **NOT AVAILABLE FOR MODEL WITH MANUAL SEATS.**

***Transfer height: 19" | Average install: 6-8hrs.**

Seat adjustments | FRONT: 1 $\frac{3}{4}$ more than OEM | BACK: 1 $\frac{3}{4}$ more than OEM
OEM wire harness must be cut and extended under seat.
★ **NOT AVAILABLE for WL Platform**

2008-2020 Journey | FRONT PASSENGER

LK-JOU08R

Seat height: $\frac{1}{4}$ inch higher than OEM
OEM shrouds must be trimmed.
Plastic seat pan must be trimmed | OEM reconfiguration not affected

***Transfer height: 19" | Average install: 9-11hrs.**

Seat adjustments | FRONT: $\frac{1}{4}$ more than OEM | BACK: $\frac{1}{4}$ more than OEM
OEM wire harness must be cut and extended under seat.
★ **ONLY AVAILABLE FOR MODEL WITH SEAT STORAGE**



2009-2014 ♦	F-150 Super Cab – Suicide door DRIVER	LK-F150C09L Seat height: INFO N/A OEM shrouds must be trimmed. Installation time varies depending on OEM features integrated in the seat. Extensive wire harness work required on fully equipped models. (Add time)	*Transfer height: 19" Average install: 8-10 hrs. Seat adjustments FRONT: INFO N/A BACK: INFO N/A Vented seats retained. ☞ Please specify if equipped with power seats. OEM wire harness must be cut and extended under seat.
2009-2014 ♦	F-150 Super Cab – Suicide door FRONT PASSENGER	LK-F150C09R Seat height: INFO N/A OEM shrouds must be trimmed. Installation time varies depending on OEM features integrated in the seat. Extensive wire harness work required on fully equipped models. (Add time)	*Transfer height: 19" Average install: 8-10 hrs. Seat adjustments FRONT: INFO N/A BACK: INFO N/A Vented seats retained. OEM wire harness must be cut and extended under seat. ★ NOT AVAILABLE for model with 4 load cells. (SEE INSTALL PAGE)
2009-2014 ♦	F-150 Super Crew Cab – 4 door DRIVER	LK-F150C09L Seat height: INFO N/A OEM shrouds must be trimmed. Installation time varies depending on OEM features integrated in the seat. Extensive wire harness work required on fully equipped models. (Add time)	*Transfer height: 19" Average install: 8-10 hrs. Seat adjustments FRONT: INFO N/A BACK: INFO N/A Vented seats retained. ☞ Please specify if equipped with power seats. OEM wire harness must be cut and extended under seat.
2009-2014 ♦	F-150 Super Crew Cab – 4 door FRONT PASSENGER	LK-F150C09R Seat height: INFO N/A OEM shrouds must be trimmed. Installation time varies depending on OEM features integrated in the seat. Extensive wire harness work required on fully equipped models. (Add time)	*Transfer height: 19" Average install: 8-10 hrs. Seat adjustments FRONT: INFO N/A BACK: INFO N/A Vented seats retained. OEM wire harness must be cut and extended under seat. ★ NOT AVAILABLE for model with 4 load cells. (SEE INSTALL PAGE)
2011-2016 ♦	F-150 Raptor Super Cab – Suicide door DRIVER	LK-F150C09L Seat height: INFO N/A OEM shrouds must be trimmed. Installation time varies depending on OEM features integrated in the seat. Extensive wire harness work required on fully equipped models. (Add time)	*Transfer height: 19" Average install: 10-12 hrs. Seat adjustments FRONT: INFO N/A BACK: INFO N/A Vented seats retained. ☞ Please specify if equipped with power seats. OEM wire harness must be cut and extended under seat.
2011-2016 ♦	F-150 Raptor Super Cab – Suicide door FRONT PASSENGER	LK-F150C09R Seat height: INFO N/A OEM shrouds must be trimmed. Installation time varies depending on OEM features integrated in the seat. Extensive wire harness work required on fully equipped models. (Add time)	*Transfer height: 19" Average install: 10-12 hrs. Seat adjustments FRONT: INFO N/A BACK: INFO N/A Vented seats retained. OEM wire harness must be cut and extended under seat. ★ NOT AVAILABLE for model with 4 load cells. (SEE INSTALL PAGE)
2011-2016 ♦	F-150 Raptor Super Crew Cab – 4 door DRIVER	LK-F150C09L Seat height: INFO N/A OEM shrouds must be trimmed. Installation time varies depending on OEM features integrated in the seat. Extensive wire harness work required on fully equipped models. (Add time)	*Transfer height: 19" Average install: 10-12 hrs. Seat adjustments FRONT: INFO N/A BACK: INFO N/A Vented seats retained. ☞ Please specify if equipped with power seats. OEM wire harness must be cut and extended under seat.
2011-2016 ♦	F-150 Raptor Super Crew Cab – 4 door FRONT PASSENGER	LK-F150C09R Seat height: INFO N/A OEM shrouds must be trimmed. Installation time varies depending on OEM features integrated in the seat. Extensive wire harness work required on fully equipped models. (Add time)	*Transfer height: 19" Average install: 10-12 hrs. Seat adjustments FRONT: INFO N/A BACK: INFO N/A Vented seats retained. OEM wire harness must be cut and extended under seat. ★ NOT AVAILABLE for model with 4 load cells. (SEE INSTALL PAGE)
2017-2026	F-150 Raptor Super Cab – Suicide door DRIVER	LK-F150C15L Seat height: ½ inch lower than OEM (non-adjustable manual seat) OEM shrouds must be trimmed. Installation time varies depending on OEM features integrated in the seat. Fully equipped model has large memory box module. Additional time required for fastening memory box to the floor. Extensive wire harness work required on fully equipped models. (Add time)	*Transfer height: 21" Average install: 10-12 hrs. Seat adjustments FRONT: 3 inches less than OEM BACK: OEM Vented seatback retained. ☞ Please specify if equipped with power seats. ☞ Please specify if equipped with vented seat. (add. parts & time) OEM wire harness must be cut and extended under seat.
2017-2026	F-150 Raptor Super Cab – Suicide door FRONT PASSENGER	LK-F150C15R Seat height: ½ inch lower than OEM (non-adjustable manual seat) OEM shrouds must be trimmed. Installation time varies depending on OEM features integrated in the seat. Fully equipped model has large memory box module. Additional time required for fastening memory box to the floor. Extensive wire harness work required on fully equipped models. (Add time)	*Transfer height: 21" Average install: 10-12 hrs. Seat adjustments FRONT: 3 inches less than OEM BACK: OEM Vented seatback retained. ☞ Please specify if equipped with power seats. ☞ Please specify if equipped with vented seat. (add. parts & time) OEM wire harness must be cut and extended under seat.

**2017-2026 F-150 Raptor Super Crew Cab – 4 door | DRIVER****LK-F150C15L**

Seat height: ½ inch lower than OEM (non-adjustable manual seat)
OEM shrouds must be trimmed.
Installation time varies depending on OEM features integrated in the seat.
Fully equipped model has large memory box module.
Additional time required for fastening memory box to the floor.
Extensive wire harness work required on fully equipped models. (Add time)

***Transfer height: 21" | Average install: 10-12 hrs.**
Seat adjustments | FRONT: 3 inches less than OEM | BACK: OEM
Vented seatback retained.
⤴ **Please specify if equipped with power seats.**
⤴ **Please specify if equipped with vented seat. (Add. parts & time)**
OEM wire harness must be cut and extended under seat.

2017-2026 F-150 Raptor Super Crew Cab – 4 door | FRONT PASSENGER**LK-F150C15R**

Seat height: ½ inch lower than OEM (non-adjustable manual seat)
OEM shrouds must be trimmed.
Installation time varies depending on OEM features integrated in the seat.
Fully equipped model has large memory box module.
Additional time required for fastening memory box to the floor.
Extensive wire harness work required on fully equipped models. (Add time)

***Transfer height: 21" | Average install: 10-12 hrs.**
Seat adjustments | FRONT: 3 inches less than OEM | BACK: OEM
Vented seatback retained.
⤴ **Please specify if equipped with power seats.**
⤴ **Please specify if equipped with vented seat. (Add. parts & time)**
OEM wire harness must be cut and extended under seat.

2015-2026 F-150 Super Cab – Suicide door | DRIVER**LK-F150C15L**

Seat height: ½ inch lower than OEM (non-adjustable manual seat)
OEM shrouds must be trimmed.
Installation time varies depending on OEM features integrated in the seat.
Fully equipped model has large memory box module.
Additional time required for fastening memory box to the floor.
Extensive wire harness work required on fully equipped models. (Add time)

***Transfer height: 20" | Average install: 8-10 hrs.**
Seat adjustments | FRONT: 3 inches less than OEM | BACK: OEM
Vented seatback retained.
⤴ **Please specify if equipped with power seats.**
⤴ **Please specify if equipped with vented seat. (Add. parts & time)**
OEM wire harness must be cut and extended under seat.

2015-2026 F-150 Super Cab – Suicide door | FRONT PASSENGER**LK-F150C15R**

Seat height: ½ inch lower than OEM (non-adjustable manual seat)
OEM shrouds must be trimmed.
Installation time varies depending on OEM features integrated in the seat.
Fully equipped model has large memory box module.
Additional time required for fastening memory box to the floor.
Extensive wire harness work required on fully equipped models. (Add time)

***Transfer height: 20" | Average install: 8-10 hrs.**
Seat adjustments | FRONT: 3 inches less than OEM | BACK: OEM
Vented seatback retained.
⤴ **Please specify if equipped with power seats.**
⤴ **Please specify if equipped with vented seat. (Add. parts & time)**
OEM wire harness must be cut and extended under seat.

2015-2026 F-150 Super Crew Cab – 4 door | DRIVER**LK-F150C15L**

Seat height: ½ inch lower than OEM (non-adjustable manual seat)
OEM shrouds must be trimmed.
Installation time varies depending on OEM features integrated in the seat.
Fully equipped model has large memory box module.
Additional time required for fastening memory box to the floor.
Extensive wire harness work required on fully equipped models. (Add time)

***Transfer height: 20" | Average install: 8-10 hrs.**
Seat adjustments | FRONT: 3 inches less than OEM | BACK: OEM
Vented seatback retained.
⤴ **Please specify if equipped with power seats.**
⤴ **Please specify if equipped with vented seat. (Add. parts & time)**
OEM wire harness must be cut and extended under seat.

2015-2026 F-150 Super Crew Cab – 4 door | FRONT PASSENGER**LK-F150C15R**

Seat height: ½ inch lower than OEM (non-adjustable manual seat)
OEM shrouds must be trimmed.
Installation time varies depending on OEM features integrated in the seat.
Fully equipped model has large memory box module.
Additional time required for fastening memory box to the floor.
Extensive wire harness work required on fully equipped models. (Add time)

***Transfer height: 20" | Average install: 8-10 hrs.**
Seat adjustments | FRONT: 3 inches less than OEM | BACK: OEM
Vented seatback retained.
⤴ **Please specify if equipped with power seats.**
⤴ **Please specify if equipped with vented seat. (Add. parts & time)**
OEM wire harness must be cut and extended under seat.

2011-2016 ♦ F-250, F-350, F-450 Super or Super Crew Cab – Suicide door or 4 door | DRIVER**LK-F250C11L**

Seat height: ¼ inch higher than OEM (manual or power seat)
OEM shrouds must be trimmed.
OEM wire harness must be cut and extended under seat.
Extensive wire harness work required on fully equipped models. (Add time)

***Transfer height: 24" (F-250) | Average install: 6-8 hrs.**
Seat adjustments | FRONT: 2 inches less than OEM | BACK: OEM
⤴ **Please specify if equipped with power seats. (Add. parts & time)**
⤴ **Please specify if equipped with vented seat. (Add. parts & time)**

2011-2016 ♦ F-250, F-350, F-450 Super or Super Crew Cab – Suicide or 4 door | FRONT PASSENGER**LK-F250C11R**

Seat height: ¼ inch higher than OEM (manual or power seat)
OEM shrouds must be trimmed.
OEM wire harness must be cut and extended under seat.
Extensive wire harness work required on fully equipped models. (Add time)

***Transfer height: 24" (F-250) | Average install: 6-8 hrs.**
Seat adjustments | FRONT: 2 inches less than OEM | BACK: OEM
⤴ **Please specify if equipped with power seats. (Add. parts & time)**
⤴ **Please specify if equipped with vented seat. (Add. parts & time)**



2017-2026 F-250, F-350, F-450 Super Crew Cab – Suicide door or 4 door | DRIVER

LK-F150C15L

Seat height: ½ inch lower than OEM (non-adjustable manual seat)
 OEM shrouds must be trimmed.
 Installation time varies depending on OEM features integrated in the seat.
Fully equipped model has large memory box module.
Additional time required for fastening memory box to the floor.
Extensive wire harness work required on fully equipped models. (Add time)

***Transfer height: 24" (4X4) | Average install: 8-10 hrs.**
 Seat adjustments | FRONT: 3 inches less than OEM | BACK: OEM
 Vented seatback retained.
 ➔ **Please specify if equipped with power seats.**
 ➔ **Please specify if equipped with vented seat. (Add. parts & time)**
OEM wire harness must be cut and extended under seat.

2017-2026 F-250, F-350, F-450 Super Crew Cab – Suicide or 4 door | FRONT PASSENGER

LK-F150C15R

Seat height: ½ inch lower than OEM (non-adjustable manual seat)
 OEM shrouds must be trimmed.
 Installation time varies depending on OEM features integrated in the seat.
Fully equipped model has large memory box module.
Additional time required for fastening memory box to the floor.
Extensive wire harness work required on fully equipped models. (Add time)

***Transfer height: 24" (4X4) | Average install: 8-10 hrs.**
 Seat adjustments | FRONT: 3 inches less than OEM | BACK: OEM
 Vented seatback retained.
 ➔ **Please specify if equipped with power seats.**
 ➔ **Please specify if equipped with vented seat. (Add. parts & time)**
OEM wire harness must be cut and extended under seat.

2019-2023 Ranger Super Crew Cab | FRONT PASSENGER

LK-RNG19R

Seat height: 1^{1/16}" higher than OEM lowest (adjustable seat)
 OEM seat trim must be modified.
 Lower B pillar trim need to be cut | STENCIL PROVIDED

***Transfer height: 19" | Average install: 8-10 hrs.**
 Seat adjustments | FRONT: 2" less than OEM | BACK: 1" less than OEM.
OEM wire harness must be cut and extended under seat.
 ★ **NOT CURRENTLY AVAILABLE** for SuperCab model.

2024-2026 Ranger Super Crew Cab | FRONT PASSENGER

LK-RNG24R

Seat height: 1^{7/8}" higher than OEM lowest (2-3/4" adjustable seat)
 Outer seat trim must be modified | STENCIL PROVIDED
 Lower B pillar shroud needs to be cut | STENCIL PROVIDED.

***Transfer height: 19" | Average install: 8-12 hrs.**
 Seat adjustments | FRONT: 1/4" less than OEM | BACK: 2-1/2" more than OEM.
OEM wire harness must be cut and extended under seat.

2011-2015 ♦ Explorer | FRONT PASSENGER

LK-EXL11R

Seat height: INFO N/A
 OEM shrouds must be trimmed.
Seat base must be cut | OEM reconfiguration not affected
Higher trim levels may cause loss of some seat features.
 ➔ **Please specify if equipped with vented seat. (add. parts & time)**

***Transfer height: 19" | Average install: 8-10 hrs.**
 Seat adjustments | FRONT: INFO N/A | BACK: INFO N/A
 Lower B pillar shroud needs to be cut | STENCIL PROVIDED.
OEM wire harness must be cut and extended under seat.
 ★ Adapt Solutions' signature TALL programing **NOT AVAILABLE.**

2016-2019 Explorer | FRONT PASSENGER

LK-EXL16R

Seat height: 1" higher than OEM lowest (adjustable seat)
 OEM shrouds must be trimmed.
Seat base must be cut | OEM reconfiguration not affected
OEM wire harness must be cut and extended under seat.

***Transfer height: 19" | Average install: 9-11 hrs.**
 Seat adjustments | FRONT: OEM | BACK: 1 ¾" less than OEM
 Lower B pillar shroud needs to be cut | STENCIL PROVIDED.
 Retain fan in seat | Models with ventilated seat.
 ➔ **Please specify if equipped with vented seat. (add. parts & time)**

2020-2026 Explorer | DRIVER

LK-EXL20L

Seat height: 5/16" higher than OEM lowest (power seat)
 OEM shrouds must be trimmed.
OEM wire harness must be cut and extended under seat.
 ★ Adapt Solutions' signature TALL programing **NOT AVAILABLE.**

***Transfer height: 19.5" | Average install: 8-10 hrs.**
 Seat adjustments | FRONT: ¾" less than OEM | BACK: OEM
 Lower B pillar shroud needs to be cut | STENCIL PROVIDED.
Control box relocated under the LINK.
 ★ **NOT CURRENTLY AVAILABLE** for model with manual seats.

2020-2026 Explorer | FRONT PASSENGER

LK-EXL20R

Seat height: 5/16" higher than OEM lowest (power seat)
 OEM shrouds must be trimmed.
OEM wire harness must be cut and extended under seat.

***Transfer height: 19.5" | Average install: 8-10 hrs.**
 Seat adjustments | FRONT: ¾" less than OEM | BACK: OEM
 Lower B pillar shroud needs to be cut | STENCIL PROVIDED.
 ★ **NOT CURRENTLY AVAILABLE** for model with manual seats.



2007-2017 Expedition / Navigator | FRONT PASSENGER

LK-EXP07R

Seat height: 3/8 inch higher than OEM
OEM shrouds must be trimmed.

➔ Please specify if equipped with vented seats.

Installation time varies depending on OEM features integrated in the seat.

Extensive wire harness work required on fully equipped models. (Add time)

*Transfer height: 19" | Average install: 6-8 hrs.

Seat adjustments | FRONT: 2 3/4 inch less than OEM | BACK: 1" more than OEM
Vented seats retained.

OEM wire harness must be cut and extended under seat.

Fully equipped model has large memory box module.

Additional time required for fastening memory box to the floor.

2018-2024 Expedition / Navigator | DRIVER

LK-EXP18L

Seat height: 1 3/8" higher than OEM lowest (adjustable seat)
OEM seat trim must be modified.

➔ Please specify if equipped with vented seat. (add. parts & time)

★ NOT AVAILABLE for model with MANUAL SEAT.

★ NOT AVAILABLE for model with PERFECT POSITION SEAT (Navigator).

*Transfer height: 21" | Average install: 8 -12 hrs.

Seat adjustments | FRONT: 4 1/8" less than OEM | BACK: 1 1/4" more than OEM
Lower B pillar shroud needs to be cut | STENCIL PROVIDED.

OEM wire harness must be cut and extended under seat.

Extensive wire harness work required on fully equipped models.

Additional time required for relocating memory box.

Plastic floor liner in 2nd row behind the LINK has to be cut or removed

2018-2024 Expedition / Navigator | FRONT PASSENGER

LK-EXP18R

Seat height: 1 3/8" higher than OEM lowest (adjustable seat)
OEM seat trim must be modified.

➔ Please specify if equipped with vented seat. (add. parts & time)

★ NOT AVAILABLE for model with MANUAL SEAT.

★ NOT AVAILABLE for model with PERFECT POSITION SEAT (Navigator).

*Transfer height: 21" | Average install: 8 -12 hrs.

Seat adjustments | FRONT: 4 1/8" less than OEM | BACK: 1 1/4" more than OEM
Lower B pillar shroud needs to be cut | STENCIL PROVIDED.

OEM wire harness must be cut and extended under seat.

Extensive wire harness work required on fully equipped models.

Plastic floor liner in 2nd row behind the LINK has to be cut or removed

2018-2024 Expedition / Navigator | 2nd ROW LEFT (DRIVER SIDE)

LK-EXP18CL

Seat height: OEM
Lower C pillar shroud needs to be cut | STENCIL PROVIDED.
Left & right seat trim replaced | PROVIDED

➔ Please specify if equipped with heated seat. (add. parts & time)

★ ONLY AVAILABLE for Long wheelbase (Exp. MAX & Nav. L)

Model with 2nd row center console may require LINK preset modification & decrease legroom during LINK operation

Inner arm rest must be removed.

*Transfer height: 21" | Average install: 6-8 hrs.

Seat adjustments | FRONT: 2" less than OEM | BACK: 2.5" more than OEM

OEM wire harness must be cut and extended under seat.

Seatback PowerFold feature cancelled | Seat cannot be folded

Seat tilt & slide feature no longer functional

Seatback recline no longer adjustable

2018-2024 Expedition / Navigator | 2nd ROW RIGHT (PASSENGER SIDE)

LK-EXP18CR

Seat height: OEM
Lower B pillar shroud needs to be cut | STENCIL PROVIDED.
Left & right seat trim replaced | PROVIDED

➔ Please specify if equipped with heated seat. (add. parts & time)

★ ONLY AVAILABLE for Long wheelbase (Exp. MAX & Nav. L)

Model with 2nd row center console may require LINK preset modification & decrease legroom during LINK operation

Inner arm rest must be removed.

*Transfer height: 21" | Average install: 6-8 hrs.

Seat adjustments | FRONT: 2" less than OEM | BACK: 2.5" more than OEM

OEM wire harness must be cut and extended under seat.

Seatback PowerFold feature cancelled | Seat cannot be folded

Seat tilt & slide feature no longer functional

Seatback recline no longer adjustable

2013-2019 Escape | FRONT PASSENGER

LK-ESC13R

Seat height: OEM
OEM shrouds must be trimmed.

*Transfer height: 19" | Average install: 6-8 hrs.

Seat adjustments | FRONT: 1/2 inch less than OEM | BACK: 1" less than OEM

OEM wire harness must be cut and extended under seat.

2020-2026 Escape | FRONT PASSENGER

LK-ESC20R

Seat height: 2 5/16" higher than OEM lowest (adjustable seat)

*Transfer height: 19" | Average install: 6-8 hrs.

Seat adjustments | FRONT: OEM | BACK: 1" less than OEM

OEM seat trim must be modified.

2015-2024 Edge | FRONT PASSENGER

LK-EDG15R

Seat height: 1/4" higher than OEM lowest (adjustable seat)
OEM shrouds must be trimmed.

➔ Please specify if equipped with vented seat. (add. parts & time)

*Transfer height: 19" | Average install: 10-12 hrs.

Seat adjustments | FRONT: 1/4" more than OEM | BACK: 3/4" less than OEM

OEM wire harness must be cut and extended under seat.

Extensive wire harness work required on fully equipped models.

2016-2023 Lincoln MKX / Nautilus | FRONT PASSENGER

LK-EDG15R

Seat height: 1/4" higher than OEM lowest (adjustable seat)
OEM shrouds must be trimmed.

➔ Please specify if equipped with vented seat. (add. parts & time)

➔ Please specify if 22 position seat. (add. parts, manual & time)

*Transfer height: 19" | Average install: 10-12 hrs.

Seat adjustments | FRONT: 1/4" more than OEM | BACK: 3/4" less than OEM

OEM wire harness must be cut and extended under seat.

Extensive wire harness work required on fully equipped models.



2007-2013 ♦ Avalanche | DRIVER

LK-SILC07L

Seat height: ¾" higher than OEM (at lowest point on adjustable seat)
OEM shrouds must be trimmed.

Higher trim levels may cause loss of some seat features.

Vented seat base fan removed from seat.

***Transfer height: 19" | Average install: 6-8 hrs.**

Seat adjustments | FRONT: INFO N/A | BACK: INFO N/A

OEM wire harness must be cut and extended under seat.

★ NOT AVAILABLE for 2007 model with seatbelt integrated into the seat

2007-2013 ♦ Avalanche | FRONT PASSENGER

LK-SILC07R

Seat height: ¾" higher than OEM (at lowest point on adjustable seat)
OEM shrouds must be trimmed.

Higher trim levels may cause loss of some seat features.

Vented seat base fan removed from seat.

***Transfer height: 19" | Average install: 6-8 hrs.**

Seat adjustments | FRONT: INFO N/A | BACK: INFO N/A

OEM wire harness must be cut and extended under seat.

★ NOT AVAILABLE for 2007 model with seatbelt integrated into the seat

2015-2022 Canyon / Colorado Extended Cab – Suicide door | DRIVER

LK-COLC15L

Seat height: OEM (adjustable seat = 3" of travel – sits at 1 ½ inches)
OEM shrouds must be trimmed.

Seat leans towards rear of vehicle once outside. ANGLE: 3 degrees.

Vented seat base fan removed from seat.

***Transfer height: 19" | Average install: 6-8 hrs.**

Seat adjustments | FRONT: 2 3/8" less than OEM | BACK: OEM

OEM wire harness must be cut and extended under seat.

***Rear door must be open for LINK operation.**

★ STEERING COLUMN MUST BE TELESCOPIC.

2015-2022 Canyon / Colorado Extended Cab – Suicide door | FRONT PASSENGER

LK-COLC15R

Seat height: ¾" higher than OEM
OEM shrouds must be trimmed.

Seat leans towards rear of vehicle once outside. ANGLE: 3 degrees.

Vented seat base fan removed from seat.

***Transfer height: 19" | Average install: 6-8 hrs.**

Seat adjustments | FRONT: 2 3/8" less than OEM | BACK: OEM

OEM wire harness must be cut and extended under seat.

***Rear door must be open for LINK operation.**

2015-2022 Canyon / Colorado Crew Cab – 4 door | DRIVER

LK-COLC15L

Seat height: OEM (adjustable seat = 3" of travel – sits at 1 ½ inches)
OEM shrouds must be trimmed.

Seat leans towards rear of vehicle once outside. ANGLE: 3 degrees.

Vented seat base fan removed from seat.

***Transfer height: 19" | Average install: 6-8 hrs.**

Seat adjustments | FRONT: 2 3/8" less than OEM | BACK: OEM

OEM wire harness must be cut and extended under seat.

★ STEERING COLUMN MUST BE TELESCOPIC.

2015-2022 Canyon / Colorado Crew Cab – 4 door | FRONT PASSENGER

LK-COLC15R

Seat height: ¾" higher than OEM
OEM shrouds must be trimmed.

Seat leans towards rear of vehicle once outside. ANGLE: 3 degrees.

Vented seat base fan removed from seat.

***Transfer height: 19" | Average install: 6-8 hrs.**

Seat adjustments | FRONT: 2 3/8" less than OEM | BACK: OEM

OEM wire harness must be cut and extended under seat.

Vented seat base fan removed from seat.

2007-2013 ♦ Sierra / Silverado Extended Cab-1500- Suicide door | DRIVER

LK-SILX07L

Seat height: ¾" higher than OEM (at lowest point on adjustable seat)
OEM shrouds must be trimmed.

Vented seat base fan removed from seat.

NOTE | If seatbelt is bolted to rocker panel, see required notes below:

Seat belt reel must be relocated | BRACKET PROVIDED

***Transfer height: 19" | Average install: 6-8 hrs.**

Seat adjustments | FRONT: INFO N/A | BACK: INFO N/A

OEM wire harness must be cut and extended under seat.

★ NOT AVAILABLE for 2007 model with seatbelt integrated into the seat

Replace rocker panel shroud | PROVIDED

2007-2013 ♦ Sierra / Silverado Extended Cab-1500- Suicide door | FRONT PASSENGER

LK-SILX07R

Seat height: ¾" higher than OEM (at lowest point on adjustable seat)
OEM shrouds must be trimmed.

Vented seat base fan removed from seat.

NOTE | If seatbelt is bolted to rocker panel, see required notes below:

Seat belt reel must be relocated | BRACKET PROVIDED

***Transfer height: 19" | Average install: 6-8 hrs.**

Seat adjustments | FRONT: INFO N/A | BACK: INFO N/A

OEM wire harness must be cut and extended under seat.

★ NOT AVAILABLE for 2007 model with seatbelt integrated into the seat

Replace rocker panel shroud | PROVIDED

2014-2018 Sierra / Silverado Double Cab-1500- 4 door (2 smaller) | DRIVER

LK-SILC14L

Seat height: OEM
OEM shrouds must be trimmed.
Vented seatback retained.

Lower B pillar shroud needs to be cut | STENCIL PROVIDED.

If equipped with TV/DVD in seatback, UNIT NO LONGER FUNCTIONAL

***Transfer height: 20" | Average install: 7-9 hrs.**

Seat adjustments | FRONT: INFO N/A | BACK: OEM (7 inches of travel)

OEM wire harness must be cut and extended under seat.

Vented seat base fan removed from seat.

Higher trim levels may cause loss of some seat features.

2014-2018 Sierra / Silverado Double Cab-1500- 4 door (2 smaller) | FRONT PASSENGER

LK-SILC14R

Seat height: OEM
OEM shrouds must be trimmed.
Vented seatback retained.

Higher trim levels may cause loss of some seat features.

***Transfer height: 20" | Average install: 7-9 hrs.**

Seat adjustments | FRONT: INFO N/A | BACK: OEM (7 inches of travel)

OEM wire harness must be cut and extended under seat.

Vented seat base fan removed from seat.

If equipped with TV/DVD in seatback, UNIT NO LONGER FUNCTIONAL



2007-2013♦	Sierra / Silverado Crew Cab-1500- 4 door DRIVER	<p>LK-SILC07L Seat height: ¾" higher than OEM (at lowest point on adjustable seat) OEM shrouds must be trimmed. Higher trim levels may cause loss of some seat features. Vented seat base fan removed from seat.</p>	<p>*Transfer height: 19" Average install: 6-8 hrs. Seat adjustments FRONT: INFO N/A BACK: INFO N/A OEM wire harness must be cut and extended under seat. ★ NOT AVAILABLE for 2007 model with seatbelt integrated into the seat</p>
2007-2013♦	Sierra / Silverado Crew Cab-1500- 4 door FRONT PASSENGER	<p>LK-SILC07R Seat height: ¾" higher than OEM (at lowest point on adjustable seat) OEM shrouds must be trimmed. Higher trim levels may cause loss of some seat features. Vented seat base fan removed from seat.</p>	<p>*Transfer height: 19" Average install: 6-8 hrs. Seat adjustments FRONT: INFO N/A BACK: INFO N/A OEM wire harness must be cut and extended under seat. ★ NOT AVAILABLE for 2007 model with seatbelt integrated into the seat</p>
2014-2018	Sierra / Silverado Crew Cab-1500- 4 door DRIVER	<p>LK-SILC14L Seat height: OEM OEM shrouds must be trimmed. Vented seatback retained. Lower B pillar shroud needs to be cut STENCIL PROVIDED. If equipped with TV/DVD in seatback, UNIT NO LONGER FUNCTIONAL</p>	<p>*Transfer height: 20" Average install: 7-9 hrs. Seat adjustments FRONT: INFO N/A BACK: OEM (7 inches of travel) OEM wire harness must be cut and extended under seat. Vented seat base fan removed from seat. Higher trim levels may cause loss of some seat features.</p>
2014-2018	Sierra / Silverado Crew Cab-1500- 4 door FRONT PASSENGER	<p>LK-SILC14R Seat height: OEM OEM shrouds must be trimmed. Vented seatback retained. Higher trim levels may cause loss of some seat features.</p>	<p>*Transfer height: 20" Average install: 7-9 hrs. Seat adjustments FRONT: INFO N/A BACK: OEM (7 inches of travel) OEM wire harness must be cut and extended under seat. Vented seat base fan removed from seat. If equipped with TV/DVD in seatback, UNIT NO LONGER FUNCTIONAL</p>
2019-2026	Sierra / Silverado Crew Cab & Double Cab-1500- 4 door DRIVER	<p>LK-SILC19L Seat height: 2 ¼" higher than OEM lowest (3" adjustable seat) OEM shrouds must be trimmed. ➔ Please specify if 12/16-way seat (power thigh) additional parts supplied. ➔ Please specify if equipped with seat memory. (add. parts & time) ➔ Please specify if equipped with vented seat. (add. parts & time)</p>	<p>*Transfer height: 21" Average install: 6-8 hrs. Seat adjustments FRONT: 2 ¼" less than OEM BACK: ¾" less than OEM OEM wire harness must be cut and extended under seat. If equipped with TV/DVD in seatback, UNIT NO LONGER FUNCTIONAL PLEASE NOTE: Sunroof diminishes headroom (Approx. 2 inches) *NOT AVAILABLE for ELECTRIC MODEL</p>
2019-2026	Sierra / Silverado Crew Cab & Double Cab-1500- 4 door FRONT PASSENGER	<p>LK-SILC19R Seat height: 2 ¼" higher than OEM lowest (3" adjustable seat) OEM shrouds must be trimmed. ➔ Please specify if 12/16-way seat (power thigh) additional parts supplied. ➔ Please specify if equipped with vented seat. (add. parts & time)</p>	<p>*Transfer height: 21" Average install: 6-8 hrs. Seat adjustments FRONT: 2 ¼" less than OEM BACK: ¾" less than OEM OEM wire harness must be cut and extended under seat. If equipped with TV/DVD in seatback, UNIT NO LONGER FUNCTIONAL *NOT AVAILABLE for ELECTRIC MODEL PLEASE NOTE: Sunroof diminishes headroom (Approx. 2 inches)</p>
2007-2014♦	Sierra / Silverado HD -2500 / 3500- Extended Cab – Suicide door DRIVER	<p>LK-SILX07L Seat height: ¾" higher than OEM (at lowest point on adjustable seat) OEM shrouds must be trimmed. Vented seat base fan removed from seat. NOTE If seatbelt is bolted to rocker panel, see required notes below: Seat belt reel must be relocated BRACKET PROVIDED</p>	<p>*Transfer height: 23" Average install: 6-8 hrs. Seat adjustments FRONT: INFO N/A BACK: INFO N/A OEM wire harness must be cut and extended under seat. ★ NOT AVAILABLE for 2007 model with seatbelt integrated into the seat Replace rocker panel shroud PROVIDED</p>
2007-2014♦	Sierra / Silverado HD -2500 / 3500- Extended Cab – Suicide door FRONT PASSENGER	<p>LK-SILX07R Seat height: ¾" higher than OEM (at lowest point on adjustable seat) OEM shrouds must be trimmed. Vented seat base fan removed from seat. NOTE If seatbelt is bolted to rocker panel, see required notes below: Seat belt reel must be relocated BRACKET PROVIDED</p>	<p>*Transfer height: 23" Average install: 6-8 hrs. Seat adjustments FRONT: INFO N/A BACK: INFO N/A OEM wire harness must be cut and extended under seat. ★ NOT AVAILABLE for 2007 model with seatbelt integrated into the seat Replace rocker panel shroud PROVIDED</p>
2007-2014♦	Sierra / Silverado HD -2500 / 3500- Crew Cab – 4 door DRIVER	<p>LK-SILC07L Seat height: ¾" higher than OEM (at lowest point on adjustable seat) OEM shrouds must be trimmed. Higher trim levels may cause loss of some seat features.</p>	<p>*Transfer height: 23" Average install: 6-8 hrs. Seat adjustments FRONT: INFO N/A BACK: INFO N/A OEM wire harness must be cut and extended under seat. Vented seat base fan removed from seat.</p>
2007-2014♦	Sierra / Silverado HD -2500 / 3500- Crew Cab – 4 door FRONT PASSENGER	<p>LK-SILC07R Seat height: ¾" higher than OEM (at lowest point on adjustable seat) OEM shrouds must be trimmed. Higher trim levels may cause loss of some seat features.</p>	<p>*Transfer height: 23" Average install: 6-8 hrs. Seat adjustments FRONT: INFO N/A BACK: INFO N/A OEM wire harness must be cut and extended under seat. Vented seat base fan removed from seat.</p>


2015-2019 Sierra / Silverado HD -2500 / 3500- Double or Crew Cab | DRIVER
LK-SILC14L

Seat height: OEM
 OEM shrouds must be trimmed.
 Vented seatback retained.
 Lower B pillar shroud needs to be cut | STENCIL PROVIDED.
 ♦2500 model sits one inch higher than the 1500 & 3500 model.

♦*Transfer height: 20"-21" | Average install: 7-9 hrs.
 Seat adjustments | FRONT: INFO N/A | BACK: OEM (7 inches of travel)
OEM wire harness must be cut and extended under seat.
Vented seat base fan removed from seat.
Higher trim levels may cause loss of some seat features.
If equipped with TV/DVD in seatback, UNIT NO LONGER FUNCTIONAL

2015-2019 Sierra / Silverado HD -2500 / 3500- Double or Crew Cab | FRONT PASSENGER
LK-SILC14R

Seat height: OEM
 OEM shrouds must be trimmed.
 Vented seatback retained.
Higher trim levels may cause loss of some seat features.
If equipped with TV/DVD in seatback, UNIT NO LONGER FUNCTIONAL

♦*Transfer height: 20"-21" | Average install: 7-9 hrs.
 Seat adjustments | FRONT: INFO N/A | BACK: OEM (7 inches of travel)
OEM wire harness must be cut and extended under seat.
Vented seat base fan removed from seat.
 ♦2500 model sits one inch higher than the 1500 & 3500 model.

2020-2026 Sierra / Silverado HD -2500 / 3500- Double or Crew Cab | DRIVER
LK-SILC19L

Seat height: 2 ¼" higher than OEM lowest (3" adjustable seat)
 OEM shrouds must be trimmed.
 ➔ Please specify if 12/16-way seat (power thigh) | additional parts supplied.
 ➔ Please specify if equipped with seat memory. (Add. parts & time)
 ➔ Please specify if equipped with vented seat. (Add. parts & time)

♦*Transfer height: 25" | Average install: 6-8 hrs.
 Seat adjustments | FRONT: 2 ¼" less than OEM | BACK: ¾" less than OEM
OEM wire harness must be cut and extended under seat.
If equipped with TV/DVD in seatback, UNIT NO LONGER FUNCTIONAL
***NOT AVAILABLE for ELECTRIC MODEL**
PLEASE NOTE: Sunroof diminishes headroom (Approx. 2 inches)
 ♦ Transfer height may vary with tires, wheels and suspension.

2020-2026 Sierra / Silverado HD -2500 / 3500- Double or Crew Cab | FRONT PASSENGER
LK-SILC19R

Seat height: 2 ¼" higher than OEM lowest (3" adjustable seat)
 OEM shrouds must be trimmed.
 ➔ Please specify if 12/16-way seat (power thigh) | additional parts supplied.
 ➔ Please specify if equipped with vented seat. (Add. parts & time)
PLEASE NOTE: Sunroof diminishes headroom (Approx. 2 inches)

♦*Transfer height: 25" | Average install: 6-8 hrs.
 Seat adjustments | FRONT: 2 ¼" less than OEM | BACK: ¾" less than OEM
OEM wire harness must be cut and extended under seat.
If equipped with TV/DVD in seatback, UNIT NO LONGER FUNCTIONAL
***NOT AVAILABLE for ELECTRIC MODEL**
 ♦ Transfer height may vary with tires, wheels & suspension.

2007-2014 Escalade / Suburban / Tahoe / Yukon - All models | DRIVER
LK-SILC07L

Seat height: ¾" higher than OEM (at lowest point on adjustable seat)
 OEM shrouds must be trimmed.
Higher trim levels may cause loss of some seat features.
Vented seat base fan removed from seat.

♦*Transfer height: 19" or 23" | Average install: 6-8 hrs.
 Seat adjustments | FRONT: INFO N/A | BACK: INFO N/A
OEM wire harness must be cut and extended under seat.
***NOT AVAILABLE for 2007 model with seatbelt integrated into the seat**
 ♦HD models sit 4 inches higher. Estimated transfer height 23 inches from the ground.

2007-2014 Escalade / Suburban / Tahoe / Yukon - All models | FRONT PASSENGER
LK-SILC07R

Seat height: ¾" higher than OEM (at lowest point on adjustable seat)
 OEM shrouds must be trimmed.
Higher trim levels may cause loss of some seat features.
Vented seat base fan removed from seat.

♦*Transfer height: 19" or 23" | Average install: 6-8 hrs.
 Seat adjustments | FRONT: INFO N/A | BACK: INFO N/A
OEM wire harness must be cut and extended under seat.
***NOT AVAILABLE for 2007 model with seatbelt integrated into the seat**
 ♦HD models sit 4 inches higher. Estimated transfer height 23 inches from the ground.

2015-2020 Escalade / Suburban / Tahoe / Yukon - All models | DRIVER
LK-SILC14L

Seat height: OEM
 OEM shrouds must be trimmed.
 Vented seatback retained.
 Lower B pillar shroud needs to be cut | STENCIL PROVIDED.
If equipped with TV/DVD in seatback, UNIT NO LONGER FUNCTIONAL

*Transfer height: 20" | Average install: 7-9 hrs.
 Seat adjustments | FRONT: INFO N/A | BACK: OEM (7 inches of travel)
OEM wire harness must be cut and extended under seat.
Vented seat base fan removed from seat.
Higher trim levels may cause loss of some seat features.

2015-2020 Escalade / Suburban / Tahoe / Yukon - All models | FRONT PASSENGER
LK-SILC14R

Seat height: OEM
 OEM shrouds must be trimmed.
 Vented seatback retained.
Higher trim levels may cause loss of some seat features.

*Transfer height: 20" | Average install: 7-9 hrs.
 Seat adjustments | FRONT: INFO N/A | BACK: OEM (7 inches of travel)
OEM wire harness must be cut and extended under seat.
Vented seat base fan removed from seat.
If equipped with TV/DVD in seatback, UNIT NO LONGER FUNCTIONAL

2021- 2026 Escalade / Suburban / Tahoe / Yukon - All models | DRIVER
LK-SILC19L

Seat height: 2 ¼" higher than OEM lowest (3" adjustable seat)
 OEM shrouds must be trimmed.
Higher trim levels may cause loss of some seat features.
 ➔ Please specify if 12/16-way seat (power thigh) | additional parts supplied.
Extensive wire harness work required on fully equipped models. (Add time)

*Transfer height: 21" | Average install: 6-8 hrs.
 Seat adjustments | FRONT: 2 ¼" less than OEM | BACK: ¾" less than OEM
OEM wire harness must be cut and extended under seat.
 ➔ Please specify if equipped with seat memory. (add. parts & time)
 ➔ Please specify if equipped with vented seat. (add. parts & time)
If equipped with TV/DVD or SPEAKERS in seatback, NO LONGER FUNCTIONAL
PLEASE NOTE: Sunroof diminishes headroom (Approx. 2 inches)



2021- 2026 Escalade / Suburban / Tahoe / Yukon - All models | FRONT PASSENGER

LK-SILC19R

Seat height: 2 ¼" higher than OEM lowest (3" adjustable seat)
OEM shrouds must be trimmed.

Higher trim levels may cause loss of some seat features.

Extensive wire harness work required on fully equipped models. (Add time)

➔ Please specify if 12/16-way seat (power thigh) | additional parts supplied.

*Transfer height: 21" | Average install: 6-8 hrs.

Seat adjustments | FRONT: 2 ¼" less than OEM | BACK: ¾" less than OEM
OEM wire harness must be cut and extended under seat.

➔ Please specify if equipped with vented seat. (add. parts & time)

If equipped with TV/DVD or SPEAKERS in seatback, NO LONGER FUNCTIONAL

PLEASE NOTE: Sunroof diminishes headroom (Approx. 2 inches)

2008-2016♦ Acadia | FRONT PASSENGER

LK-TRV08R

Seat height: INFO N/A

OEM shrouds must be trimmed.

Vehicle battery access available | Installation does not block access.

GMC Acadia Limited 2017 (Built on 2016 body style)

*Transfer height: 19" | Average install: 6-8 hrs.

Seat adjustments | FRONT: INFO N/A | BACK: INFO N/A

OEM wire harness must be cut and extended under seat.

Seat support spring (OEM) must be cut | OEM reconfiguration not affected

2017-2025 Acadia | DRIVER

LK-ACA17L

Seat height: 2 ½" higher than OEM lowest (3" adjustable seat)
OEM shrouds must be trimmed.

Lower B pillar shroud must be cut | STENCIL PROVIDED

➔ Please specify if POWER SEAT.

★ Adapt Solutions' signature TALL programing NOT AVAILABLE.

Door must be shimmed | SHIM PROVIDED

★ NOT AVAILABLE for 2017 ACADIA LIMITED MODEL

*Transfer height: 19" | Average install: 6-8 hrs.

Seat adjustments | FRONT: ¾" less than OEM | BACK: 1" less than OEM

Vented seat base fan removed from seat.

OEM wire harness must be cut and extended under seat.

Seat leans towards rear of vehicle once outside. ANGLE: 5 degrees.

Seat offset 1" to the left of the steering.

If equipped with manual seats, recline handle is replaced | PROVIDED

2017-2025 Acadia | FRONT PASSENGER

LK-ACA17R

Seat height: 2 ½" higher than OEM lowest (3" adjustable seat)

2017 GMC Acadia Limited model use 2016 Acadia KIT

★ Adapt Solutions' signature TALL programing NOT AVAILABLE.

➔ Please specify if POWER SEAT.

*Transfer height: 19" | Average install: 6-8 hrs.

Seat adjustments | FRONT: ¾" less than OEM | BACK: 1" less than OEM

OEM wire harness must be cut and extended under seat.

Vented seat base fan removed from seat.

Seat leans towards rear of vehicle once outside. ANGLE: 5 degrees.

2017-2025 Cadillac XT6 | DRIVER

LK-ACA17L

Seat height: 2 ½" higher than OEM lowest (3" adjustable seat)
OEM shrouds must be trimmed.

Lower B pillar shroud must be cut | STENCIL PROVIDED

➔ Please specify if POWER SEAT.

★ Adapt Solutions' signature TALL programing NOT AVAILABLE.

Door must be shimmed | SHIM PROVIDED

★ NOT AVAILABLE for 2017 ACADIA LIMITED MODEL

*Transfer height: 19" | Average install: 6-8 hrs.

Seat adjustments | FRONT: ¾" less than OEM | BACK: 1" less than OEM

Vented seat base fan removed from seat.

OEM wire harness must be cut and extended under seat.

Seat leans towards rear of vehicle once outside. ANGLE: 5 degrees.

Seat offset 1" to the left of the steering.

If equipped with manual seats, recline handle is replaced | PROVIDED

2017-2025 Cadillac XT6 | FRONT PASSENGER

LK-ACA17R

Seat height: 2 ½" higher than OEM lowest (3" adjustable seat)

2017 GMC Acadia Limited model use 2016 Acadia KIT

★ Adapt Solutions' signature TALL programing NOT AVAILABLE.

➔ Please specify if POWER SEAT.

*Transfer height: 19" | Average install: 6-8 hrs.

Seat adjustments | FRONT: ¾" less than OEM | BACK: 1" less than OEM

OEM wire harness must be cut and extended under seat.

Vented seat base fan removed from seat.

Seat leans towards rear of vehicle once outside. ANGLE: 5 degrees.

2019-2026 Blazer | DRIVER

LK-BLZ19L

Seat height: 2 ½" higher than OEM lowest (3" adjustable seat)
OEM shrouds must be trimmed.

Lower B pillar shroud must be cut | STENCIL PROVIDED

➔ Please specify if POWER SEAT.

★ Adapt Solutions' signature TALL programing NOT AVAILABLE.

Door must be shimmed | SHIM PROVIDED

★ NOT AVAILABLE for ELECTRIC MODEL (BLAZER EV)

*Transfer height: 19" | Average install: 6-8 hrs.

Seat adjustments | FRONT: ¾" less than OEM | BACK: 1" less than OEM

➔ Please specify if equipped with vented seat. (Add. parts & time)

OEM wire harness must be cut and extended under seat.

Seat leans towards rear of vehicle once outside. ANGLE: 5 degrees.

Seat offset 1" to the left of the steering.

If equipped with manual seats, recline handle is replaced | PROVIDED

2019-2026 Blazer | FRONT PASSENGER

LK-BLZ19R

Seat height: 2 ½" higher than OEM lowest (3" adjustable seat)
OEM shrouds must be trimmed.

➔ Please specify if POWER SEAT.

★ Adapt Solutions' signature TALL programing NOT AVAILABLE.

★ NOT AVAILABLE for ELECTRIC MODEL (BLAZER EV)

*Transfer height: 19" | Average install: 6-8 hrs.

Seat adjustments | FRONT: ¾" less than OEM | BACK: 1" less than OEM

➔ Please specify if equipped with vented seat. (Add. parts & time)

OEM wire harness must be cut and extended under seat.

Seat leans towards rear of vehicle once outside. ANGLE: 5 degrees.



2008-2017	Enclave FRONT PASSENGER	LK-TRV08R Seat height: INFO N/A OEM shrouds must be trimmed. Vehicle battery access available Installation does not block access.	*Transfer height: 19" Average install: 6-8 hrs. Seat adjustments FRONT: INFO N/A BACK: INFO N/A OEM wire harness must be cut and extended under seat. Seat support spring (OEM) must be cut OEM reconfiguration not affected
2018-2024	Enclave DRIVER	LK-TRV18L Seat height: 3" higher than OEM lowest (3" adjustable seat) OEM shrouds must be trimmed. Lower B pillar shroud needs to be cut STENCIL PROVIDED. ➔ Please specify if equipped with vented seat. (Add. parts & time)	*Transfer height: 19" Average install: 10-14 hrs. Seat adjustments FRONT: 1¼" less than OEM BACK: ½" more than OEM OEM wire harness must be cut and extended under seat. Adapt Solutions' signature TALL programming NOT AVAILABLE. ★ ONLY AVAILABLE for model with POWER SEATS.
2018-2024	Enclave FRONT PASSENGER	LK-TRV18R Seat height: 3" higher than OEM lowest (3" adjustable seat) OEM shrouds must be trimmed. ➔ Please specify if equipped with vented seat. (Add. parts & time)	*Transfer height: 19" Average install: 10-14 hrs. Seat adjustments FRONT: 1¼" less than OEM BACK: ½" more than OEM OEM wire harness must be cut and extended under seat. Adapt Solutions' signature TALL programming NOT AVAILABLE.
2025-2026	Enclave FRONT PASSENGER	LK-TRV24R Seat height: 2 3/16" higher than OEM lowest OEM shrouds must be trimmed.	*Transfer height: 20" Average install: 8-10 hrs. Seat adjustments FRONT: 1" less than OEM BACK: 1 ½" more than OEM OEM wire harness must be cut and extended under seat.
2008-2017	Traverse FRONT PASSENGER	LK-TRV08R Seat height: INFO N/A OEM shrouds must be trimmed. Vehicle battery access available Installation does not block access.	*Transfer height: 19" Average install: 6-8 hrs. Seat adjustments FRONT: INFO N/A BACK: INFO N/A OEM wire harness must be cut and extended under seat. Seat support spring (OEM) must be cut OEM reconfiguration not affected
2018-2023	Traverse DRIVER	LK-TRV18L Seat height: 3" higher than OEM lowest (3" adjustable seat) OEM shrouds must be trimmed. Lower B pillar shroud needs to be cut STENCIL PROVIDED. ➔ Please specify if equipped with vented seat. (add. parts & time)	*Transfer height: 19" Average install: 10-14 hrs. Seat adjustments FRONT: 1¼" less than OEM BACK: ½" more than OEM OEM wire harness must be cut and extended under seat. Adapt Solutions' signature TALL programming NOT AVAILABLE. ★ ONLY AVAILABLE for model with POWER SEATS.
2018-2023	Traverse FRONT PASSENGER	LK-TRV18R Seat height: 3" higher than OEM lowest (3" adjustable seat) OEM shrouds must be trimmed. ➔ Please specify if equipped with vented seat. (add. parts & time)	*Transfer height: 19" Average install: 10-14 hrs. Seat adjustments FRONT: 1¼" less than OEM BACK: ½" more than OEM OEM wire harness must be cut and extended under seat. Adapt Solutions' signature TALL programming NOT AVAILABLE.
2024-2026	Traverse FRONT PASSENGER	LK-TRV24R Seat height: 2 3/16" higher than OEM lowest OEM shrouds must be trimmed.	*Transfer height: 20" Average install: 8-10 hrs. Seat adjustments FRONT: 1" less than OEM BACK: 1 ½" more than OEM OEM wire harness must be cut and extended under seat.
2018-2024	Enclave 2 nd ROW LEFT (driver side)	LK-TRV18CL Seat height: OEM ★ NOT AVAILABLE for 8 passenger model. ➔ Please specify if equipped with heated seat. (add. parts & time)	*Transfer height: 19" Average install: 4-6 hrs. Seat adjustments FRONT: 2 ½" more than OEM BACK: 1" more than OEM Seatback recline no longer adjustable Remains completely upright. Seatback flat folding feature cancelled Cannot be folded.
2018-2023	Traverse 2 nd ROW LEFT (driver side)	LK-TRV18CL Seat height: OEM ★ NOT AVAILABLE for 8 passenger model. ➔ Please specify if equipped with heated seat. (add. parts & time)	*Transfer height: 19" Average install: 4-6 hrs. Seat adjustments FRONT: 2 ½" more than OEM BACK: 1" more than OEM Seatback recline no longer adjustable Remains completely upright. Seatback flat folding feature cancelled Cannot be folded.
2018-2024	Enclave 2 nd ROW RIGHT (passenger side)	LK-TRV18CR Seat height: OEM Seatback recline no longer adjustable Remains completely upright. Seatback flat folding feature cancelled Cannot be folded. ➔ Please specify if equipped with heated seat. (add. parts & time)	*Transfer height: 19" Average install: 4-6 hrs. Seat adjustments FRONT: 2 ½" more than OEM BACK: 1" more than OEM 'Smart Slide*' quick access to 3 rd row feature no longer functional. ★ NOT AVAILABLE for 8 passenger model.
2018-2023	Traverse 2 nd ROW RIGHT (passenger side)	LK-TRV18CR Seat height: OEM Seatback recline no longer adjustable Remains completely upright. Seatback flat folding feature cancelled Cannot be folded. ➔ Please specify if equipped with heated seat. (add. parts & time)	*Transfer height: 19" Average install: 4-6 hrs. Seat adjustments FRONT: 2 ½" more than OEM BACK: 1" more than OEM 'Smart Slide*' quick access to 3 rd row feature no longer functional. ★ NOT AVAILABLE for 8 passenger model.


2010-2017 Terrain / Equinox | FRONT PASSENGER

LK-TER10R

Seat height: OEM

OEM shrouds must be trimmed.

Outer seat shroud removed and replaced | PROVIDED.

 ★ Adapt Solutions' signature TALL programing **NOT AVAILABLE**.

*Transfer height: 19" | Average install: 5-7 hrs.

Seat adjustments | FRONT: OEM | BACK: 1" less than OEM

OEM wire harness must be cut and extended under seat.

Seat recline handle removed and replaced | PROVIDED.

2018-2024 Terrain / Equinox | DRIVER

LK-TER18L

Seat height: 2 ¼" higher than OEM lowest (3" adjustable seat)

OEM shrouds must be trimmed.

Lower B pillar shroud must be cut.

*Transfer height: 19" | Average install: 6-8 hrs.

Seat adjustments | FRONT: OEM | BACK: ½" less than OEM

OEM wire harness must be cut and extended under seat.

 Seat leans towards rear of vehicle once outside. **ANGLE: 5 degrees.**
NOT AVAILABLE FOR EV MODEL
2018-2024 Terrain / Equinox | FRONT PASSENGER

LK-TER18R

Seat height: 2" higher than OEM lowest (3" adjustable seat)

OEM shrouds must be trimmed.

 ★ Adapt Solutions' signature TALL programing **NOT AVAILABLE**.

 ⇨ Please specify if **POWER SEAT**.

*Transfer height: 19" | Average install: 6-8 hrs.

Seat adjustments | FRONT: ½" more than OEM | BACK: 1" less than OEM

OEM wire harness must be cut and extended under seat.

 Seat leans towards rear of vehicle once outside. **ANGLE: 5 degrees.**
NOT AVAILABLE FOR EV MODEL

 ⇨ Please specify if equipped with vented seat. *(add. parts & time)*
2025-2026 Terrain / Equinox | FRONT PASSENGER

LK-TER25R

Seat height: " higher than OEM lowest (" adjustable seat)

OEM shrouds must be trimmed.

*Transfer height: 19" | Average install: 6-8 hrs.

Seat adjustments | FRONT: 5/16" more than OEM | BACK: 1/8" less than OEM

 ★ **NOT AVAILABLE for ELECTRIC MODEL**

2018-2026 Odyssey | 2nd ROW LEFT (driver side)

LK-HDA18CL

Seat height: 1 inch higher than OEM

Jump seat in 8 passenger model is retained.

CAUTION: Window of mid-row door must always be closed for LINK Operation. If open, door will not fully open. DANGER OF VEHICLE DAMAGE
If equipped with Magic Slide, the function is cancelled only at the seating position where the LINK is installed.

*Transfer height: 19" | Average install: 4-6 hrs.

Seat adjustments | FRONT: 2 ¼" more than OEM | BACK: ¾" more than OEM

 ⇨ Please specify if **7 or 8 passengers**.

Option Available: Adapt Solutions 100 pounds capacity Seat Anchor kit

2018-2026 Odyssey | 2nd ROW RIGHT (passenger side)

LK-HDA18CR

Seat height: 1 inch higher than OEM

Jump seat in 8 passenger model is retained.

CAUTION: Window of mid-row door must always be closed for LINK Operation. If open, door will not fully open. DANGER OF VEHICLE DAMAGE
If equipped with Magic Slide, the function is cancelled only at the seating position where the LINK is installed.

*Transfer height: 19"

Seat adjustments | FRONT: 2 ¼" more than OEM | BACK: ¾" more than OEM

 ⇨ Please specify if **7 or 8 passengers**.

Option Available: Adapt Solutions 100 pounds capacity Seat Anchor kit



2020-2025 Palisade | DRIVER

LK-PAL20L

Seat height: 1 3/4" lower than OEM highest | 3/8" higher than OEM lowest
 OEM shrouds must be trimmed | STENCIL PROVIDED
 Lower B pillar shroud needs to be cut | STENCIL PROVIDED.
 Door must be shimmed | SHIM PROVIDED

If your seat is equipped with extendable thigh support, feature is cancelled

*Transfer height: 19" | Average install: 10-12 hrs.

Seat adjustments | FRONT: 1 3/4" less than OEM | BACK: 1 3/4" more than OEM
 OEM wire harness must be cut and extended under seat.
 If your seat is equipped with ventilation, feature is cancelled
 Seat leans towards rear of vehicle once outside. ANGLE: 5 degrees
 ★ NOT AVAILABLE FOR MODELS WITH MANUAL SEAT

2020-2025 Palisade | FRONT PASSENGER

LK-PAL20R

Seat height: 2 1/8" lower than OEM highest | 3/8" higher than OEM lowest
 OEM shrouds must be trimmed | STENCIL PROVIDED
 Door must be shimmed | SHIM PROVIDED

If your seat is equipped with ventilation, feature is cancelled

*Transfer height: 19" | Average install: 10-12 hrs.

Seat adjustments | FRONT: 1 3/4" less than OEM | BACK: 1 3/4" more than OEM
 OEM wire harness must be cut and extended under seat.
 Seat leans towards rear of vehicle once outside. ANGLE: 5 degrees
 ★ NOT AVAILABLE FOR MODELS WITH MANUAL SEAT



2022-2026 Ariya | DRIVER

LK-ARY22L

Seat height: 2 1/8" lower than OEM highest | 7/8" higher than OEM lowest
 OEM shrouds must be trimmed | STENCIL PROVIDED
 Lower B pillar shroud needs to be cut | STENCIL PROVIDED.
 Door must be shimmed | SHIM PROVIDED

*Transfer height: 19" | Average install: 10-12 hrs.

Seat adjustments | FRONT: 2" less than OEM | BACK: 3 1/4" more than OEM
 OEM wire harness must be cut and extended under seat.
 Seat leans towards rear of vehicle once outside. ANGLE: 4.5 degrees
 Fabric flap behind the seat has to be cut & modified
 ★ Adapt Solutions' signature TALL programming NOT AVAILABLE.

2022-2026 Ariya | FRONT PASSENGER

LK-ARY22R

Seat height: 2 1/8" lower than OEM highest | 7/8" higher than OEM lowest
 OEM shrouds must be trimmed | STENCIL PROVIDED
 Lower B pillar shroud needs to be cut | STENCIL PROVIDED.

➔ Please specify if POWER SEAT

*Transfer height: 19" | Average install: 10-12 hrs.

Seat adjustments | FRONT: 2 3/4" less than OEM | BACK: 4" more than OEM
 Door must be shimmed | SHIM PROVIDED
 Fabric flap behind the seat has to be cut & modified
 OEM wire harness must be cut and extended under seat.



2023-2026	EV9	DRIVER	<p>LK-EV924L Seat height: 1 3/8" lower than OEM highest 1" higher than OEM lowest OEM shrouds must be trimmed STENCIL PROVIDED Lower B pillar shroud needs to be cut STENCIL PROVIDED. ★ NOT AVAILABLE FOR MODELS WITH OEM POWER LEGS</p>	<p>*Transfer height: 19" Average install: 8-10 hrs. Seat adjustments FRONT: 2" less than OEM BACK: 3" more than OEM OEM wire harness must be cut and extended under seat. Seat leans towards rear of vehicle once outside. ANGLE: 5 degrees Fabric flap behind the seat has to be cut & modified</p>
2023-2026	EV9	FRONT PASSENGER	<p>LK-EV924R Seat height: 1 7/8" lower than OEM highest 1" higher than OEM lowest OEM shrouds must be trimmed STENCIL PROVIDED ★ NOT AVAILABLE FOR MODELS WITH OEM POWER LEGS Vented seat base fan removed from seat.</p>	<p>*Transfer height: 19" Average install: 8-10 hrs. Seat adjustments FRONT: 2" less than OEM BACK: 3" more than OEM OEM wire harness must be cut and extended under seat. Seat leans towards rear of vehicle once outside. ANGLE: 5 degrees Fabric flap behind the seat has to be cut & modified</p>
2006-2014	Sedona	2 nd ROW LEFT (driver side)	◆◆not available for SHORT WHEELBASE	
2006-2014	Sedona	2 nd ROW RIGHT (passenger side)	◆◆not available for SHORT WHEELBASE	
2015-2021	Sedona	FRONT PASSENGER	<p>LK-KIA16R Seat height: OEM (adjustable seat = 3" of travel – sits 1" higher than lowest) OEM shrouds must be trimmed. Lower B pillar shroud needs to be cut STENCIL PROVIDED. ⇒ Please specify if POWER SEATS additional parts supplied.</p>	<p>*Transfer height: 19" Average install: 6-8 hrs. Seat adjustments FRONT: 3/4" less than OEM BACK: 1 1/4" more than OEM OEM wire harness must be cut and extended under seat. Higher trim levels may cause loss of some seat features. Vented seat base fan removed from seat.</p>
2015-2021	Sedona	2 nd ROW LEFT (driver side)	<p>LK-KIA16CL Seat height: OEM OEM shrouds must be trimmed. ★ NOT AVAILABLE FOR MODELS WITH OEM FOOTREST Discontinued in Canada 2019-2020 model.</p>	<p>*Transfer height: 19" Average install: 7-9 hrs. Seat adjustments FRONT: 1 1/2" more than OEM BACK: OEM ⇒ Please specify if equipped with heated seats. (Add. parts & time)</p>
2015-2021	Sedona	2 nd ROW RIGHT (passenger side)	<p>LK-KIA16CR Seat height: OEM OEM shrouds must be trimmed. ⇒ Please specify if equipped with OEM footrest LK-KIA16CFR (Footrest removed)</p>	<p>*Transfer height: 19" Average install: 7-9 hrs. Seat adjustments FRONT: 1 1/2" more than OEM BACK: OEM ⇒ Please specify if equipped with heated seats. (Add. parts & time)</p>
2022-2026	Carnival	DRIVER	<p>LK-KIA22L Seat height: 1 3/4" lower than OEM highest 1 1/4" higher than OEM lowest B pillar shroud needs to be cut STENCIL PROVIDED OEM seat trim must be modified STENCIL PROVIDED ★ NOT AVAILABLE FOR MODELS WITH MANUAL SEAT. ★ Adapt Solutions' signature TALL programing NOT AVAILABLE Compatible with HYBRID model.</p>	<p>*Transfer height: 19" Average install: 10-12 hrs. Seat adjustments FRONT: 1/4" less than OEM BACK: 3/4" more than OEM OEM wire harness must be cut and extended under seat. Floor mat behind the LINK has to be removed or modified Fabric flap behind the seat has to be cut & modified Vented seat base fan removed from seat. ⇒ Please specify if equipped with seat memory. (Add. parts & time)</p>
2022-2026	Carnival	FRONT PASSENGER	<p>LK-KIA22R Seat height: 1 1/8" higher than OEM highest 1 1/8" higher than OEM lowest OEM seat trim must be modified STENCIL PROVIDED Control box needs to be relocated. Custom tool provided for access to spare wheel under LINK. ⇒ Please specify if POWER SEATS different install manual supplied. Compatible with HYBRID model.</p>	<p>*Transfer height: 19" Average install: 10-12 hrs. Seat adjustments FRONT: 1 7/8" less than OEM BACK: 1 3/8" more than OEM OEM wire harness must be cut and extended under seat. Occupant sensor plug must be extended directly from the floor Floor mat behind the LINK has to be removed or modified Fabric flap behind the seat has to be cut & modified Vented seat base fan removed from seat.</p>
2022-2026	Carnival	2 nd ROW LEFT (driver side)	<p>LK-KIA22CL Seat height: 9/16" higher than OEM highest 9/16" higher than OEM lowest OEM seat trim must be modified STENCIL PROVIDED ⇒ Please specify if if equipped with OEM footrest</p>	<p>*Transfer height: 18 1/4" Average install: 6-8 hrs. Seat adjustments FRONT: 1 7/8" less than OEM BACK: 1" less than OEM Rear foam of the seat cushion must be modified Compatible with HYBRID model.</p>
2022-2026	Carnival	2 nd ROW RIGHT (passenger side)	<p>LK-KIA22CR Seat height: 9/16" higher than OEM highest 9/16" higher than OEM lowest OEM seat trim must be modified STENCIL PROVIDED ⇒ Please specify if if equipped with OEM footrest</p>	<p>*Transfer height: 18 1/4" Average install: 6-8 hrs. Seat adjustments FRONT: 1 7/8" less than OEM BACK: 1" less than OEM Rear foam of the seat cushion must be modified Compatible with HYBRID model.</p>



2020-2025 Telluride | DRIVER

LK-PAL20L

Seat height: 1 3/4" lower than OEM highest | 3/8" higher than OEM lowest
 OEM shrouds must be trimmed | STENCIL PROVIDED
 Lower B pillar shroud needs to be cut | STENCIL PROVIDED.
 Door must be shimmed | SHIM PROVIDED

If your seat is equipped with extendable thigh support, feature is cancelled

*Transfer height: 19" | Average install: 10-12 hrs.

Seat adjustments | FRONT: 1 3/4" less than OEM | BACK: 1 3/4" more than OEM

OEM wire harness must be cut and extended under seat.

If your seat is equipped with ventilation, feature is cancelled

Seat leans towards rear of vehicle once outside. ANGLE: 5 degrees

★NOT AVAILABLE FOR MODELS WITH MANUAL SEAT

2020-2025 Telluride | FRONT PASSENGER

LK-PAL20R

Seat height: 2 1/8" lower than OEM highest | 3/8" higher than OEM lowest
 OEM shrouds must be trimmed | STENCIL PROVIDED
 Door must be shimmed | SHIM PROVIDED

If your seat is equipped with ventilation, feature is cancelled

*Transfer height: 19" | Average install: 10-12 hrs.

Seat adjustments | FRONT: 1 3/4" less than OEM | BACK: 1 3/4" more than OEM

OEM wire harness must be cut and extended under seat.

Seat leans towards rear of vehicle once outside. ANGLE: 5 degrees

★NOT AVAILABLE FOR MODELS WITH MANUAL SEAT



2011-2020	Sienna DRIVER	<p>LK-TOY11L Seat height: OEM (Manual seat) 1" lower than OEM top (adjustable seat) OEM shrouds must be trimmed. Lower B pillar shroud needs to be cut STENCIL PROVIDED. ➔ Please specify if POWER SEATS additional parts supplied. ➔ Please specify if ALL WHEEL DRIVE additional parts supplied.</p>	<p>*Transfer height: 19" Average install: 6-8 hrs. Seat adjustments FRONT: 3.5" less than OEM BACK: OEM OEM wire harness must be cut and extended under seat. Armrest must be modified Retained. Action required for use. ➔ Please specify if ADJUSTABLE ARMREST WITH BUTTON. PLEASE SEE ADDITIONAL SPECIFICATION SHEET. (BATTERY)</p>
2011-2020	Sienna FRONT PASSENGER	<p>LK-TOY11R Seat height: OEM (Manual seat) 1" lower than OEM top (adjustable seat) OEM shrouds must be trimmed. ➔ Please specify if POWER SEATS additional parts supplied. ➔ Please specify if JBL SOUND SYSTEM additional parts supplied.</p>	<p>*Transfer height: 19" Average install: 6-8 hrs. Seat adjustments FRONT: 3.5" less than OEM BACK: OEM OEM wire harness must be cut and extended under seat. ➔ Please specify if ALL WHEEL DRIVE additional parts supplied. PLEASE SEE ADDITIONAL SPECIFICATION SHEET. (BATTERY)</p>
2011-2020	Sienna 2 nd ROW LEFT (driver side)	<p>LK-TOY11CL Seat height: OEM OEM shrouds must be replaced PROVIDED. PLEASE SEE ADDITIONAL SPECIFICATION SHEET. (BATTERY) ➔ Please specify if equipped with OEM footrest LK-TOY11CFL Footrest removed</p>	<p>*Transfer height: 19" Average install: 7-9 hrs. Seat adjustments FRONT: 5 ¼" less than OEM BACK: OEM (9" travel) Gas tank must be partially lowered to access floor adaptor bolts. ★ NOT AVAILABLE FOR 8 PASSENGER SIENNA (60/40 SPLIT)</p>
2011-2020	Sienna 2 nd ROW RIGHT (passenger side)	<p>LK-TOY11CR Seat height: OEM OEM shrouds must be replaced PROVIDED. ➔ Please specify if equipped with OEM footrest LK-TOY11CFR Footrest removed</p>	<p>*Transfer height: 19" Average install: 6-8 hrs. Seat adjustments FRONT: 5 ¼" less than OEM BACK: OEM (9" travel) PLEASE SEE ADDITIONAL SPECIFICATION SHEET. (BATTERY) ★ NOT AVAILABLE FOR 8 PASSENGER with OEM Footrest</p>
2021-2026	Sienna DRIVER	<p>LK-TOY21L Seat height: OEM OEM shrouds must be trimmed. Lower B pillar shroud needs to be cut STENCIL PROVIDED. ➔ Please specify if POWER SEATS additional parts supplied. (Black trims will be supplied for all interiors)</p>	<p>*Transfer height: 19" Average install: 8-12 hrs. Seat adjustments FRONT: 3" less than OEM BACK: 2 ½" more than OEM OEM wire harness must be cut and extended under seat. ★ Fan removed from seat and seatback. ★ Adapt Solutions' signature TALL programing NOT AVAILABLE. ➔ Please specify if SEAT is equipped with LUMBAR SUPPORT.</p>
LIMITED SPACE TIGHT APPLICATION. Watch video for details. Click here			
2021-2026	Sienna FRONT PASSENGER	<p>LK-TOY21R Seat height: OEM OEM shrouds must be trimmed. Lower B pillar shroud needs to be cut STENCIL PROVIDED. ➔ Please specify if POWER SEATS additional parts supplied. (Black trims will be supplied for all interiors)</p>	<p>*Transfer height: 19" Average install: 8-12 hrs. Seat adjustments FRONT: 3.5" less than OEM BACK: OEM OEM wire harness must be cut and extended under seat. ★ Fan removed from seat and seatback. ★ Adapt Solutions' signature TALL programing NOT AVAILABLE.</p>
2021-2026	Sienna 2 nd ROW LEFT (driver side)	<p>LK-TOY21C7L Seat height: 5/16" higher than OEM OEM wire harness must be cut and extended under seat. (Black trims will be supplied for all interiors)</p>	<p>*Transfer height: 19" Average install: 6-8 hrs. Seat adjustments FRONT: 7/8" more than OEM BACK: 3 ¼" less than OEM. ★ NOT AVAILABLE FOR 8 PASSENGER SIENNA (60/40 SPLIT) ➔ Please specify if equipped with OEM footrest</p>
2021-2026	Sienna 2 nd ROW RIGHT (passenger side)	<p>LK-TOY21C7R Seat height: 5/16" higher than OEM OEM wire harness must be cut and extended under seat. (Black trims will be supplied for all interiors)</p>	<p>*Transfer height: 19" Average install: 6-8 hrs. Seat adjustments FRONT: 7/8" more than OEM BACK: 3 ¼" less than OEM. ★ NOT AVAILABLE FOR 8 PASSENGER with OEM Footrest ➔ Please specify if 8 passengers LK-TOY21C8R.</p>
2005-2023	Tacoma Access Cab – Suicide door FRONT PASSENGER	<p>LK-TACD05R Seat height: 1" higher than OEM OEM shrouds must be trimmed. ★ Adapt Solutions' signature TALL programing NOT AVAILABLE.</p>	<p>*Transfer height: 19" Average install: 4-6 hrs. Seat adjustments FRONT: 1/2" less than OEM BACK: 1" less than OEM OEM wire harness must be cut and extended under seat.</p>
2005-2023	Tacoma Double Cab – 4 door FRONT PASSENGER	<p>LK-TACD05R Seat height: 1" higher than OEM OEM shrouds must be trimmed.</p>	<p>*Transfer height: 19" Average install: 4-6 hrs. Seat adjustments FRONT: 1/2" less than OEM BACK: 1" less than OEM OEM wire harness must be cut and extended under seat.</p>



2024-2026	Tacoma Double Cab – 4 door DRIVER	<p>LK-TACD24L Seat height: OEM highest 2 5/8" higher than OEM lowest OEM shrouds must be trimmed. Door must be shimmed SHIM PROVIDED ★Adapt Solutions' signature TALL programing NOT AVAILABLE.</p>	<p>*Transfer height: 22" Average install: 8-10 hrs. Seat adjustments FRONT: OEM BACK: 1/8" less than OEM OEM wire harness must be cut and extended under seat. Vented seat base fan removed from seat. <i>Black trims will be supplied for all interiors</i></p>
2024-2026	Tacoma Double Cab – 4 door FRONT PASSENGER	<p>LK-TACD24R Seat height: 2 7/8" higher than OEM highest OEM shrouds must be trimmed. Door must be shimmed SHIM PROVIDED ★Adapt Solutions' signature TALL programing NOT AVAILABLE.</p>	<p>*Transfer height: 19 1/2" Average install: 8-10 hrs. Seat adjustments FRONT: OEM BACK: 1/8" less than OEM OEM wire harness must be cut and extended under seat. Vented seat base fan removed from seat. <i>Black trims will be supplied for all interiors</i></p>
2014-2021	Tundra Double Cab - 4 door (2 smaller) DRIVER	<p>LK-TUN14L Seat height: OEM (Manual seat) 1" higher than OEM lowest(adjustable seat) OEM shrouds must be trimmed. Lower B pillar shroud needs to be cut STENCIL PROVIDED. ↻ Please specify if 12 way seat (power thigh) additional parts supplied.</p>	<p>*Transfer height: 21" Average install: 6-8 hrs. Seat adjustments FRONT: 1" less than OEM BACK: OEM OEM wire harness must be cut and extended under seat. Vented seat base fan retained. Higher trim levels may cause loss of some seat features.</p>
2014-2021	Tundra Double Cab - 4 door (2 smaller) FRONT PASSENGER	<p>LK-TUN14R Seat height: OEM (Manual seat) 1" higher than OEM lowest(adjustable seat) OEM shrouds must be trimmed. Higher trim levels may cause loss of some seat features.</p>	<p>*Transfer height: 21" Average install: 6-8 hrs. Seat adjustments FRONT: 1" less than OEM BACK: OEM OEM wire harness must be cut and extended under seat. Vented seat base fan removed from seat. (In LIMITED & 1794)</p>
2014-2021	Tundra Crew Max – 4 door DRIVER	<p>LK-TUN14L Seat height: OEM (Manual seat) 1" higher than OEM lowest(adjustable seat) OEM shrouds must be trimmed. Lower B pillar shroud needs to be cut STENCIL PROVIDED. ↻ Please specify if 12 way seat (power thigh) additional parts supplied.</p>	<p>*Transfer height: 21" Average install: 6-8 hrs. Seat adjustments FRONT: 1" less than OEM BACK: OEM OEM wire harness must be cut and extended under seat. Vented seat base fan retained. Higher trim levels may cause loss of some seat features.</p>
2014-2021	Tundra Crew Max – 4 door FRONT PASSENGER	<p>LK-TUN14R Seat height: OEM (Manual seat) 1" higher than OEM lowest(adjustable seat) OEM shrouds must be trimmed. Higher trim levels may cause loss of some seat features.</p>	<p>*Transfer height: 21" Average install: 6-8 hrs. Seat adjustments FRONT: 1" less than OEM BACK: OEM OEM wire harness must be cut and extended under seat. Vented seat base fan removed from seat. (In LIMITED & 1794)</p>
2022-2026	Tundra Crew Max – 4 door DRIVER	<p>LK-TUN22L Seat height: 2" higher than OEM lowest(adjustable seat) OEM shrouds must be trimmed. Door must be shimmed SHIM PROVIDED Control box needs to be relocated. Lower B pillar shroud needs to be cut STENCIL PROVIDED. ↻ Please specify if 12 way seat (power thigh) additional parts supplied.</p>	<p>*Transfer height: 21 1/2" Average install: 8-10 hrs. Seat adjustments FRONT: 1/2" less than OEM BACK: OEM OEM wire harness must be cut and extended under seat. Fabric flap behind the seat has to be cut & modified Vented seat removed ★ ONLY AVAILABLE FOR POWER SEATS.</p>
2022-2026	Tundra Crew Max – 4 door FRONT PASSENGER	<p>LK-TUN22R Seat height: 2" higher than OEM lowest(adjustable seat) OEM shrouds must be trimmed. Door must be shimmed SHIM PROVIDED Control box needs to be relocated. Lower B pillar shroud needs to be cut STENCIL PROVIDED</p>	<p>*Transfer height: 21 1/2" Average install: 8-10 hrs. Seat adjustments FRONT: 1/2" less than OEM BACK: OEM OEM wire harness must be cut and extended under seat. Fabric flap behind the seat has to be cut & modified Vented seat removed ★ ONLY AVAILABLE FOR POWER SEATS.</p>
2013-2018	Rav 4 FRONT PASSENGER	<p>LK-RAV13R Seat height: 1/2" higher than OEM OEM shrouds must be trimmed. ↻ Please specify if POWER SEATS additional parts supplied.</p>	<p>*Transfer height: 19" Average install: 6-8 hrs. Seat adjustments FRONT: 3/4" less than OEM BACK: 2 1/4" more than OEM OEM wire harness must be cut and extended under seat.</p>
2019-2025	Rav 4 FRONT PASSENGER	<p>LK-RAV19R Seat height: 1/2" higher than OEM OEM shrouds must be trimmed. Door must be shimmed SHIM PROVIDED ★Adapt Solutions' signature TALL programing NOT AVAILABLE. Compatible with HYBRID model.</p>	<p>*Transfer height: 19" Average install: 6-8 hrs. Seat adjustments FRONT: 1/2" less than OEM BACK: OEM OEM wire harness must be cut and extended under seat. Vented seat base fan removed from seat. Seat leans towards rear of vehicle once outside. ANGLE: 5 degrees. ★ ONLY AVAILABLE FOR MANUAL SEATS.</p>

2008-2016◆ Venza | FRONT PASSENGER**

LK-VN208R

Seat height: INFO N/A
 OEM shrouds must be trimmed.
 Door opening increased with shim | PROVIDED.

★ Adapt Solutions' signature TALL programing **NOT AVAILABLE.**

*Transfer height: 19" | Average install: 5-7 hrs.

Seat adjustments | FRONT: INFO N/A | BACK: INFO N/A
 OEM wire harness must be cut and extended under seat.

★ **NOT AVAILABLE IF EQUIPPED WITH POWER SEAT ON PASSENGER SIDE.**

2014-2019◆ Highlander | FRONT PASSENGER

LK-HLD14R

Seat height: OEM
 OEM shrouds must be trimmed.
 Lower B pillar shroud needs to be cut | STENCIL PROVIDED.

↻ Please specify if **POWER SEATS** | additional parts supplied.

*Transfer height: 19" | Average install: 6-8 hrs.

Seat adjustments | FRONT: 2 ¼" less than OEM. | BACK: 1 ¼" more than OEM
 OEM wire harness must be cut and extended under seat.
 Vented seat base fan removed from seat.

Vented seatback retained.

2020-2026 Grand Highlander | FRONT PASSENGER

LK-HLD24R

Seat height: 1 3/8" lower than OEM highest | 7/8" higher than OEM lowest
 OEM shrouds must be trimmed.
 Lower B pillar shroud needs to be cut | STENCIL PROVIDED.

Compatible with **HYBRID** model

*Transfer height: 19" | Average install: 8-10 hrs.

Seat adjustments | FRONT: 7/8" less than OEM | BACK: 1 1/8" more than OEM
 Vented seat base fan removed from seat.

OEM wire harness must be cut and extended under seat.

Seat leans towards rear of vehicle once outside. **ANGLE: 5 degrees.**

2020-2026 Highlander | FRONT PASSENGER

LK-HLD24R

Seat height: 1 3/8" lower than OEM highest | 7/8" higher than OEM lowest
 OEM shrouds must be trimmed.
 Lower B pillar shroud needs to be cut | STENCIL PROVIDED.

Compatible with **HYBRID** model.

*Transfer height: 19" | Average install: 8-10 hrs.

Seat adjustments | FRONT: 7/8" less than OEM | BACK: 1 1/8" more than OEM
 Vented seat base fan removed from seat.

OEM wire harness must be cut and extended under seat.

Seat leans towards rear of vehicle once outside. **ANGLE: 5 degrees.**

★ **NOT AVAILABLE FOR MANUAL SEATS.**



Volkswagen

2009-2012◆ Routan | DRIVER

LK-CHRG08L

Seat height: OEM
 OEM shrouds must be trimmed.
 Outer seat shroud removed and replaced | PROVIDED
 Power seat buttons integrated into provided shroud.
 ↻ Please specify if equipped with power seats.

*Transfer height: 19" | Average install: 6-8 hrs.

Seat adjustments | FRONT: INFO N/A | BACK: INFO N/A
 Lower B pillar shroud needs to be cut | STENCIL PROVIDED.

Armrest must be removed | **COVER CAP PROVIDED.**

OEM wire harness must be cut and extended under seat.

Mid-row seat (Stow 'N Go) immediately behind **LINK** cannot be stowed.

2009-2012◆ Routan | FRONT PASSENGER

LK-CHRG08R

Seat height: OEM
 OEM shrouds must be trimmed.
 Mid-row seat (Stow 'N Go) immediately behind **LINK** cannot be stowed.

*Transfer height: 19" | Average install: 6-8 hrs.

Seat adjustments | FRONT: INFO N/A | BACK: INFO N/A

OEM wire harness must be cut and extended under seat.

2009-2012◆ Routan | 2nd ROW LEFT (driver side)

LK-CHRG08CL

Seat height: OEM
 OEM shrouds must be trimmed.

*Transfer height: 19" | Average install: 6-8 hrs.

Seat | FRONT: 5 inches more than OEM | BACK: OEM

★ Must be **Stow 'N Go** seating (not bench)

2009-2012◆ Routan | 2nd ROW RIGHT (passenger side)

LK-CHRG08CR

Seat height: OEM
 OEM shrouds must be trimmed.

*Transfer height: 19" | Average install: 6-8 hrs.

Seat adjustments | FRONT: 5 inches more than OEM | BACK: OEM

★ Must be **Stow 'N Go** seating (not bench)

2018-2026 Atlas | DRIVER

LK-ATL18L

Seat height: 1" lower than OEM highest | 1 ½" higher than OEM lowest
 Outer seat trim panel modified. Inner trim panel cut | STENCIL PROVIDED.
 Lower B-pillar shroud needs to be trimmed | STENCIL PROVIDED.

↻ Please specify if equipped with seat memory (add parts & time)

Memory control needs to be relocated.

*Transfer height: 19" | Average install: 8-10 hrs.

Seat adjustments | FRONT: 1 ½" less than OEM | BACK: 2 ½" more than OEM

OEM wire harness must be cut and extended under seat.

Fabric flap behind the seat has to be cut & modified

★ Adapt Solutions' signature TALL programing **NOT AVAILABLE.**

Black trims will be supplied for all interiors

LIMITED SPACE | TIGHT APPLICATION.

2018-2026 Atlas | FRONT PASSENGER

LK-ATL18R

Seat height: 1" lower than OEM highest | 1 ½" higher than OEM lowest
 OEM shrouds must be trimmed. | STENCIL PROVIDED.
 Lower B-pillar shroud needs to be trimmed | STENCIL PROVIDED.

↻ Please specify if Manual Seat.

★ **NOT AVAILABLE** model for manual seats between 2018-2022

*Transfer height: 19" | Average install: 8-10 hrs.

Seat adjustments | FRONT: 2 ½" less than OEM | BACK: 1 ½" more than OEM

OEM wire harness must be cut and extended under seat.

Fabric flap behind the seat has to be cut & modified

★ Adapt Solutions' signature TALL programing **NOT AVAILABLE.**

Black trims will be supplied for all interiors



Volkswagen

2025-2026 ID BUZZ | DRIVER

LK-BUZ25L

Seat height: 7/16" higher than OEM lowest (2-7/16" adjustable seat)
 Lower B-pillar shroud needs to be trimmed | STENCIL PROVIDED.
 Outer and inner seat trim must be modified | STENCIL PROVIDED

*Transfer height: 19" | Average install: 8-10 hrs.

Seat adjustments | FRONT: 2-1/16" less than OEM | BACK: 5/8" less than OEM
OEM wire harness must be cut and extended under seat.
 Black trims will be supplied for all interiors

2025-2026 ID BUZZ | FRONT PASSENGER

LK-BUZ25R

Seat height: 7/16" higher than OEM lowest (2-7/16" adjustable seat)
 Lower B-pillar shroud needs to be trimmed | STENCIL PROVIDED.
 Outer and inner seat trim must be modified | STENCIL PROVIDED

*Transfer height: 19-7/16" | Average install: 8-10 hrs.

Seat adjustments | FRONT: 2-1/16" less than OEM | BACK: 5/8" less than OEM
OEM wire harness must be cut and extended under seat.
 Black trims will be supplied for all interiors

ASENTO | XL-SEAT

HI-LIFT



FIND A DEALER

Looking for a dealer near you or a client? Use our interactive map to find one.



HOW IT WORKS VIDEO

In just a few minutes, see all of the key features of the product.



PRODUCT VIDEO

Overview of the ASENTO & SPEEDY-LIFT in motion.



HIGHLIGHTS:

- OEM seat and adjustments remain intact
- Easy to use, foldable and removable transfer board.
- Can be paired with the SPEEDY-LIFT
- Driver or front passenger applications available
- 3-year warranty
- 275 lbs capacity.



THINGS TO NOTE

OEM plastic shroud and trim might be modified or replaced on a per vehicle basis for the transfer board operation. If additional information is required, we, or our authorized dealers, will provide information needed on request.



XL SEAT | ASENTO QUICK REFERENCE

★ = HI-LIFT available with XL-SEAT
 HI-LIFT NOT AVAILABLE with ASENTO

♦ Due to the age of the application, shipping LEAD TIME of installation kit may vary. Contact us directly for an estimated lead time.

CHRYSLER		DRIVER	FRONT PASSENGER
Caravan / Grand Caravan / Town & Country	2008 - 2020	★ ✓	✓
Grand Caravan	2021 - 2026	✓	✓
Jeep Wrangler - 4 door	◆2007 - 2018	✓*	✓*
Pacifica	2017 - 2026	✓	✓
Ram 1500 2500 3500 Reg Cab - 2 door	◆2003 - 2009	✓	✓
Ram 1500 2500 3500 Quad Cab - 4 door	◆2003 - 2009	✓	✓
Ram 1500 2500 3500 Crew/Mega Cab - 4 door	◆2006 - 2009	✓	✓
Ram 1500 CLASSIC Crew Cab - 4 door	2009 - 2024	✓	✓
Ram 1500 Crew Cab - 4 door	2019 - 2026	✓*	✓*
Ram 1500 CLASSIC Quad Cab - 4 door	2009 - 2024	✓	✓
Ram 1500 Quad Cab - 4 door	2019 - 2026	✓*	✓*
Ram 2500/3500 Crew/Mega Cab - 4 door	2010 - 2018	✓	✓
Voyager	2020 - 2026	✓	✓
FORD		DRIVER	FRONT PASSENGER
Edge	2011 - 2014	✓	✓
Edge	2015 - 2024	✓	✓
Explorer	2011 - 2019	✓	✓
Explorer	2020 - 2026	✓*	✓*
Expedition / Navigator	2018 - 2024	✓*	✓*
F-150 Reg Cab - 2 door	◆2004 - 2008	✓	✓
F-150 Reg Cab - 2 door, small suicide door	◆2009 - 2010	✓	✓
F-150 Super Cab - Suicide door	◆2004 - 2008	✓*	✓*
F-150 Super Cab - Suicide door	◆2009 - 2014	✓*	✓*
F-150 Super Cab - Suicide door	2015 - 2026	✓*	✓*
F-150 Super Crew Cab - 4 door	◆2004 - 2008	✓	✓
F-150 Super Crew Cab - 4 door	◆2009 - 2014	✓	✓
F-150 Super Crew Cab - 4 door	2015 - 2017	✓	✓
F-150 Super Crew Cab - 4 door	2018 - 2026	✓	✓
F-250, F-350, F-450 Super Cab - Suicide door	◆2008 - 2016	✓	✓
F-250, F-350, F-450 Super Cab - Suicide door	2017 - 2026	✓	✓
F-250, F-350, F-450 Super Crew - 4 door	◆2008 - 2016	✓	✓
F-250, F-350, F-450 Super Crew - 4 door	2017 - 2026	✓	✓
Lincoln MKX	2016 - 2018	✓	✓
Mark LT - 4 door	◆2006 - 2008	✓	✓
Nautilus	2019 - 2023	✓	✓
Transit	◆2010 - 2013	✓	✓
FORD		DRIVER	FRONT PASSENGER
Ranger Super Crew Cab - 4 Door	2019 - 2023	✓	✓
Ranger Super Crew Cab - 4 Door	2024 - 2026	✓	✓
Raptor Super Cab - Suicide door	◆2011 - 2016	✓*	✓*
Raptor Super Cab - Suicide door	2017 - 2026	✓*	✓*
Raptor Super Crew Cab - 4 door	◆2011 - 2016	✓	✓

*ESTIMATED height

XL SEAT/ASENTO QUICK REFERENCE

◆ Due to the age of the application, shipping LEAD TIME of installation kit may vary. Contact us directly for an estimated lead time.

GENERAL MOTORS		DRIVER	FRONT PASSENGER
Acadia	2017 - 2023	✓	✓
Avalanche	◆2007 - 2010	✓	✓
Avalanche	◆2011 - 2013	✓	✓
Blazer	2019 - 2026	✓*	✓*
Canyon / Colorado Extended Cab - Suicide door	◆2004 - 2012	✓	✓
Canyon / Colorado Extended Cab - Suicide door	◆2015 - 2022	✓	✓
Canyon / Colorado Crew Cab - 4 door	◆2015 - 2022	✓	✓
Escalade / Suburban / Tahoe / Yukon - All models	◆2007 - 2010	✓	✓
Escalade / Suburban / Tahoe / Yukon - All models	2011 - 2014	✓	✓
Escalade / Suburban / Tahoe / Yukon - All models	2015 - 2020	✓	✓
Escalade / Suburban / Tahoe / Yukon - All models	2021 - 2026	✓	✓
Sierra / Silverado Regular Cab - 2 door	◆1999 - 2006	✓	✓
Sierra / Silverado Extended Cab - Without suicide door	◆1999 - 2002	✓	✓
Sierra / Silverado Extended Cab - Suicide door	◆2001 - 2006	✓	✓
Sierra / Silverado Extended Cab - Suicide door	◆2007 - 2013	✓	✓
Sierra / Silverado Crew Cab - 4 door	◆2007 - 2010	✓	✓
Sierra / Silverado Crew Cab - 4 door	◆2011 - 2013	✓	✓
Sierra / Silverado HD (2500/3500) -Crew Cab	◆2007 - 2010	✓	✓
Sierra / Silverado HD (2500/3500) -Crew Cab	◆2011 - 2014	✓	✓
Sierra / Silverado HD (2500/3500) -Extended Cab	◆2007 - 2014	✓	✓
Sierra / Silverado Double Cab - 4 door (2 smaller)	2014 - 2018	✓	✓
Sierra / Silverado Crew Cab - 4 door	2014 - 2018	✓	✓
Sierra / Silverado Double Cab - 4 door	2019 - 2026	✓*	✓*
Sierra / Silverado Crew Cab - 4 door	2019 - 2026	✓*	✓*
Sierra / Silverado HD (2500/3500) - All models	2015 - 2019	✓	✓
Sierra / Silverado HD (2500/3500) - All models	2020 - 2026	✓*	✓*
Terrain / Equinox	2018 - 2024	✓*	✓*
Terrain / Equinox	2025 - 2026	✓*	✓*
Traverse / Enclave	2018 - 2024	✓	✓
HONDA		DRIVER	FRONT PASSENGER
Odyssey	◆2005 - 2010 ★	✓	✓
Odyssey	◆2011 - 2017	✓	✓
Odyssey	2018 - 2026	✓	✓
HYUNDAI		DRIVER	FRONT PASSENGER
Palisade	2020 - 2025	✓*	✓*
KIA		DRIVER	FRONT PASSENGER
EV9	2024 - 2026	✓	✓
Sedona	2015 - 2021	✓	✓
Carnival	2022 - 2026	✓*	✓
Telluride	2020 - 2025	✓*	✓*

*ESTIMATED height

XL SEAT/ASENTO QUICK REFERENCE

♦ Due to the age of the application, shipping LEAD TIME of installation kit may vary. Contact us directly for an estimated lead time.

MERCEDES		DRIVER	FRONT PASSENGER
Metris	2016 - 2023	✓	✓
NISSAN		DRIVER	FRONT PASSENGER
Ariya	2022 - 2026	✓	✓
SUBARU		DRIVER	FRONT PASSENGER
Forester	2014 - 2018	✓	✓
TESLA		DRIVER	FRONT PASSENGER
X	2015 - 2020	✓	✓
X	2021 - 2026	✓	✓
TOYOTA		DRIVER	FRONT PASSENGER
4 Runner	2010 - 2024	✓	✓
Highlander	♦2014 - 2019	✓	✓
Rav 4	♦2006 - 2012	✓	✓
Rav 4	♦2013 - 2018	✓*	✓*
Rav 4	2019 - 2025	✓	✓
Sienna	♦2004 - 2010 ★	✓	✓
Sienna	♦2011 - 2020 ★	✓	✓
Sienna	2021 - 2026	✓	✓
Tacoma Access Cab - Suicide door	2005 - 2015	✓	✓
Tacoma Double Cab - 4 reg. door	2005 - 2015	✓	✓
Tacoma Double Cab - 4 reg. door	2016 - 2023	✓	✓
Tacoma Access Cab - Suicide door	2016 - 2023	✓	✓
Tundra Double Cab - 4 door (2 smaller)	2014 - 2021	✓	✓
Tundra Crew Max - 4 door	2014 - 2021	✓	✓
VOLKSWAGEN		DRIVER	FRONT PASSENGER
Routan	♦2009 - 2012 ★	✓	✓
Atlas	2018 - 2026	✓	✓
ID Buzz	2025 - 2026	✓	✓

Notes to specific applications marked * on the XL-SEAT/ASENTO QUICK REFERENCE

ASENTO	Ram 2500 / 3500	2019-2026	*NOT AVAILABLE. Space and transfer height not compatible.
XL-SEAT	Jeep Wrangler– 4 Door	2007-2018	*NOT AVAILABLE for JL model (2018)
ASENTO	F-150 Super Cab	2009-2014	*NOT AVAILABLE for model with ONLY 2 DOORS.
ASENTO	F-150 Super Cab	2009-2014	*NOT AVAILABLE for model with ONLY 2 DOORS.
ASENTO	Ranger Super Cab	2019-2023	*NOT AVAILABLE.
ASENTO	Expedition	2018-2024	*NOT AVAILABLE for model with MANUAL SEAT.
ASENTO	Explorer	2020-2026	*NOT AVAILABLE for model with MANUAL SEAT.
ASENTO	Blazer	2019-2026	*NOT AVAILABLE for ELECTRIC MODEL (Blazer EV)
ASENTO	Sierra\ Silverado	2019-2026	*NOT AVAILABLE for ELECTRIC MODEL
ASENTO	Terrain\ Equinox	2018-2024	*NOT AVAILABLE for ELECTRIC MODEL
ASENTO	Terrain\ Equinox	2025-2026	*NOT AVAILABLE for ELECTRIC MODEL
ASENTO	Palisade	2020-2025	*NOT AVAILABLE for model with MANUAL SEAT.
ASENTO	Telluride	2020-2025	*NOT AVAILABLE for model with MANUAL SEAT.
ASENTO	Navigator	2018-2024	*NOT AVAILABLE for model with PERFECT POSITION SEAT.
ASENTO	Carnival	2022-2026	*NOT AVAILABLE for model with MANUAL SEAT (Driver).
XL-SEAT	Rav 4	2013-2018	*NOT AVAILABLE for model with POWER SEATS.

♦ Due to the age of the application, shipping LEAD TIME of installation kit may vary. Contact us directly for estimated lead time.

★ = HI-LIFT available with XL-SEAT. HI-LIFT NOT AVAILABLE with ASENTO



2021-2026	Grand Caravan	
EV-CHR17 Lower B-pillar shroud must be modified.		*Height: 21" / Average install: 2-4 hrs Seatbelt pre-tensioner must be relocated.
2017-2026	Pacifica	
EV-CHR17 Lower B-pillar shroud must be modified. Compatible with HYBRID model.		*Height: 21" / Average install: 2-4 hrs Seatbelt pre-tensioner must be relocated.
2020-2026	Voyager	
EV-CHR17 Lower B-pillar shroud must be modified.		*Height: 21" / Average install: 2-4 hrs Seatbelt pre-tensioner must be relocated.
2019-2026	Ram 1500 Crew Cab – 4 door	
EV-RAMQ19 Doorsill shrouds must be cut STENCIL PROVIDED. ⤴ Please specify if POWER SEATS additional parts supplied. Buttons relocated to front of seat. PASSENGER SIDE ONLY: Jack kit assembly must be relocated.		*Height: 24" / Average install: 3-5 hrs Lower B pillar shroud replaced PROVIDED. ⤴ Please specify if NEW BODY STYLE or CLASSIC-2018 MODEL
2019-2026	Ram 1500 Quad Cab – 4 door	
EV-RAMQ19 Doorsill shrouds must be cut STENCIL PROVIDED. ⤴ Please specify if POWER SEATS additional parts supplied. Buttons relocated to front of seat. PASSENGER SIDE ONLY: Jack kit assembly must be relocated.		*Height: 24" / Average install: 3-5 hrs Lower B pillar shroud replaced PROVIDED. ⤴ Please specify if NEW BODY STYLE or CLASSIC-2018 MODEL



2015-2024	Edge	
EV-EDG15 Lower B-pillar shroud must be modified.		*Height: 22½ " / Average install: 2-4 hrs
2018-2024	Expedition / Navigator	
EV-EXP18 Lower B-pillar shroud must be modified. STENCIL PROVIDED NOT AVAILABLE for model with MANUAL SEAT . NOT AVAILABLE for model with PERFECT POSITION SEAT (Navigator) .		*Height: 25.75" / Average install: 3-5 hrs OEM Seat trim must be modified Power seat buttons relocated to the front of the seat
2020-2026	Explorer	
EV-EXL20 Lower B-pillar shroud must be modified. STENCIL PROVIDED		*Height: 22" / Average install: 2-4 hrs NOT AVAILABLE for model with MANUAL SEAT .
2017-2026	Raptor Super Crew Cab - 4 door	
EV-F150C18 Upper B-pillar shroud modified.		*Height: 28" / Average install: 2-4 hrs Lower B-pillar shroud must be modified. STENCIL PROVIDED
2018-2026	F-150 Super Crew Cab – 4 door	
EV-F150C18 Upper B-pillar shroud modified.		*Height: 26" / Average install: 2-4 hrs Lower B-pillar shroud must be modified. STENCIL PROVIDED
2017-2026	F-250, F-350, F-450 Super Crew Cab – 4 door	
EV-F150C18 Upper B-pillar shroud modified.		*Height: 28" / Average install: 2-4 hrs Lower B-pillar shroud must be modified. STENCIL PROVIDED
2016-2023	Lincoln MKX / Nautilus	
EV-EDG15 Lower B-pillar shroud must be modified.		*Height: 22½ " / Average install: 2-4 hrs
2019-2023	Ranger Super Crew Cab	
EV-RNG19 Lower B-pillar shroud must be modified. STENCIL PROVIDED		*Height: 25" / Average install: 3-5 hrs OEM seat trim must be modified. STENCIL PROVIDED
2024-2026	Ranger Super Crew Cab	
EV-RNG24 Lower B-pillar shroud must be modified. STENCIL PROVIDED		*Height: 25 ¾" / Average install: 2-4 hrs

*ESTIMATED height



2017-2023	Acadia	EV-ACA17 Lower B pillar shroud must be cut STENCIL PROVIDED. If equipped with manual seats, recline handle is replaced PROVIDED	*Height: 21" / Average install: 2-4 hrs ⤷ Please specify if POWER SEATS additional parts supplied.
2019-2026	Blazer	EV-BLZ19 Lower B pillar shroud must be cut STENCIL PROVIDED. If equipped with manual seats, recline handle is replaced PROVIDED	*Height: 21"-23" / Average install: 2-4 hrs ⤷ Please specify if POWER SEATS additional parts supplied. *NOT AVAILABLE for ELECTRIC MODEL (Blazer EV)
2015-2022	Canyon / Colorado Extended Cab - Suicide door	EV-COLX15 Seat shroud must be modified PARTS SUPPLIED.	*Height: 25" / Average install: 3-5 hrs
2015-2022	Canyon / Colorado Crew Cab - 4 door	EV-COLC15 Seat shroud must be modified PARTS SUPPLIED.	*Height: 24.5" / Average install: 3-5 hrs Lower B-pillar shroud must be modified.
2014-2018	Sierra / Silverado Double Cab - 4 door (2 smaller)	EV-SILC14 Lower B-pillar shroud must be modified.	*Height: 24" (4x4) / Average install: 2-4 hrs Seat shroud must be modified PARTS SUPPLIED.
2014-2018	Sierra / Silverado Crew Cab - 4 door	EV-SILC14 Lower B-pillar shroud must be modified.	*Height: 24" (4x4) / Average install: 2-4 hrs Seat shroud must be modified PARTS SUPPLIED.
2019-2026	Sierra / Silverado Double Cab - 4 door	EV-SILC19 Lower B pillar shroud must be cut STENCIL PROVIDED. ⤷ Please specify if 12/16 WAY SEATS additional parts supplied. ⤷ Please specify if POWER SEATS additional parts supplied. Buttons relocated to front of seat.	*Height: 24.5" (4x4) / Average install: 3-5 hrs *NOT AVAILABLE for ELECTRIC MODEL
2019-2026	Sierra / Silverado Crew Cab - 4 door	EV-SILC19 Lower B pillar shroud must be cut STENCIL PROVIDED. ⤷ Please specify if 12/16 WAY SEATS additional parts supplied. ⤷ Please specify if POWER SEATS additional parts supplied. Buttons relocated to front of seat.	*Height: 24.5" (4x4) / Average install: 3-5 hrs *NOT AVAILABLE for ELECTRIC MODEL
2015-2019	Sierra / Silverado HD (2500/3500) – All models (Double or Crew Cab)	EV-SILC14 Lower B-pillar shroud must be modified.	*Height: 25 & 24" • (4X4) / Average install: 2-4 hrs • 2500 model is one inch higher off the ground than the 3500 model.
2020-2026	Sierra / Silverado HD (2500/3500) – All models (Double or Crew Cab)	EV-SILC19 Lower B pillar shroud must be cut STENCIL PROVIDED. ⤷ Please specify if 12/16 WAY SEATS additional parts supplied. ⤷ Please specify if POWER SEATS additional parts supplied. Buttons relocated to front of seat.	*Height: 24.5" • / Average install: 2-4 hrs • Transfer height may vary with tires, wheels and suspension. *NOT AVAILABLE for ELECTRIC MODEL
2015-2020	Escalade / Suburban / Tahoe / Yukon - All models	EV-SILC14 Lower B-pillar shroud must be modified.	*Height: 24" (4x4) / Average install: 2-4 hrs
2021-2026	Escalade / Suburban / Tahoe / Yukon - All models	EV-SILC19 Lower B pillar shroud must be cut STENCIL PROVIDED. ⤷ Please specify if 12/16 WAY SEATS additional parts supplied. ⤷ Please specify if POWER SEATS additional parts supplied. Buttons relocated to front of seat.	*Height: 24.5" (4x4) / Average install: 3-5 hrs
2018-2024	Terrain / Equinox	EV-TER18 Lower B-pillar shroud must be modified. ⤷ Please specify if POWER SEAT. *NOT AVAILABLE for ELECTRIC MODEL	*Height: 21" / Average install: 3-5 hrs Lower seat shroud must be replaced PROVIDED. Seat recline handle must be replaced in manual seat model PROVIDED.
2025-2026	Terrain / Equinox	EV-TER25 Lower B-pillar shroud must be modified. / STENCIL PROVIDED.	*Height: 22 1/4" / Average install: 3-5 hrs *NOT AVAILABLE for ELECTRIC MODEL
2018-2024	Traverse / Enclave	EV-TRV18 Seat shroud must be modified STENCIL PROVIDED.	*Height: 21" / Average install: 3-5 hrs Lower B-pillar shroud must be modified.

*ESTIMATED height



2018-2026 Odyssey

EV-HDA18 *Height: 21" / Average install: 2-4 hrs
 Lower B-pillar shroud must be modified.



2020-2025 Palisade

EV-PAL20 *Height: 20 7/8" / Average install: 2-4 hrs
 Lower B-pillar shroud must be modified. /STENCIL PROVIDED.
***NOT AVAILABLE for model with MANUAL SEAT**



2024-2026 EV9

EV-EV924 *Height: 22-1/2" / Average install: 2-4 hrs
 Lower B-pillar shroud must be modified. /STENCIL PROVIDED.

2022-2026 Carnival

EV-KIA22 *Height: 21" / Average install: 4-6 hrs
 Lower B-pillar shroud must be modified. /STENCIL PROVIDED.
 OEM seat controls wire must be cut and extended
 Compatible with HYBRID model. ***NOT AVAILABLE for model with MANUAL SEAT (Driver).**

2020-2025 Telluride

EV-PAL20 *Height: 20 7/8" / Average install: 2-4 hrs
 Lower B-pillar shroud must be modified. /STENCIL PROVIDED.
***NOT AVAILABLE for model with MANUAL SEAT**



2016-2023 Metris

EV-MET16 *Height: 22" / Average install: 2-4 hrs
 Lower B-pillar shroud must be modified.



2022-2026 Ariya

EV-ARY22 *Height: 21" / Average install: 2-4 hrs
 Lower B-pillar shroud must be modified. /STENCIL PROVIDED
 MANUAL SEAT model: seat handle must be replaced | provided
 ↪ Please specify if equipped with power seats.

2014-2018 Forester

EV-FOR14 *Height: 20.5" / Average install: 2-4 hrs
 Lower B-pillar shroud must be modified.

*ESTIMATED height



2015-2020 Tesla X

EV-TEX15 *Height: 19" / Average install: 2-4 hrs
 Lower B-pillar shroud must be modified - STENCIL PROVIDED
 (Black trims will be supplied for all interiors)

2021-2026 Tesla X

EV-TEX21 *Height: 19" / Average install: 2-4 hrs
 Lower B-pillar shroud must be modified - STENCIL PROVIDED
 ↻ Please specify for 2021 only -> 2020 Model or 2021 Redesigned Model



2021-2026 Sienna

EV-TOY21 *Height: 20 3/4" / Average install: 2-4 hrs
 MANUAL SEAT model: seat handle must be replaced | provided
 (Black trims will be supplied for all interiors)
 ↻ Please specify if SEAT is equipped with LUMBAR SUPPORT.
 ↻ Please specify if POWERED SEATS. OEM seat trim must be modified - STENCIL NOT PROVIDED FOR RIGHT - Parts supplied. Buttons relocated to front of seat.

2016-2023 Tacoma Access Cab - Suicide door

EV-TACA16 *Height: 24.5" / Average install: 2-4 hrs
 Modification of the doorsill moulding required.

2014-2021 Tundra Double Cab - 4 door (2 smaller)

EV-TUN14 *Height: 25.5" / Average install: 2-4 hrs
 Lower B-pillar shroud must be modified.

2014-2021 Tundra Crew Max - 4 door

EV-TUN14 *Height: 25.5" / Average install: 2-4 hrs
 Lower B-pillar shroud must be modified.

2019-2025 Rav 4

EV-RAV19 *Height: 23" / Average install: 3-5 hrs
 Seat handles must be replaced | PROVIDED.
 Compatible with HYBRID model.
 ↻ Please specify if POWER SEATS | additional parts supplied. Shroud must be modified. Buttons relocated to front of seat.

2014-2019 Highlander

EV-HLD14 *Height: 22" / Average install: 2-4 hrs
 Lower B-pillar shroud must be modified.
 Compatible with HYBRID model.



Volkswagen

2018-2026 Atlas

EV-ATL18 *Height: 21"3/8 / Average install: 4-6 hrs
 Door sill trim panel must be modified. | STENCIL PROVIDED.
 Lower B-pillar shroud must be modified. | STENCIL PROVIDED.

2025-2026 ID Buzz

EV-BUZ25 *Height: 23" / Average install: 4-6 hrs
 Lower B-pillar shroud must be modified. | STENCIL PROVIDED.

*ESTIMATED height



★ = Available with **HI-LIFT**

2008-2020 Caravan / Town & Country (*discontinued 2016)

XLS-CHRG08 ★ Available with HI-LIFT
 Removal or modification of doorsill moulding required.
If power seat, controls may need to be relocated.
 *Height: 18" / Average install: 2-4 hrs
 Seat reclining handles will have to be replaced with those provided.
 ➔ Please specify if equipped with power seats.

2003-2009 ♦ **Ram Reg Cab - 2 door (1500, 2500, 3500)**

XLS-RAMR02
If power seat, controls may need to be relocated.
 The seatbelt anchor must be connected to our equipment.
OEM Map pocket may need to be removed or modified on some models
 *Height: 27" (4X4) / Average install: 2-4 hrs
 Seat reclining handles will have to be replaced with those provided.

2003-2009 ♦ **Ram Quad Cab- 4 door (1500, 2500, 3500)**

XLS-RAMQ02
 Lower B-pillar trim to be replaced by one provided for driver side.
 The OEM B-pillar trim and shrouds need to be trimmed for passenger side.
 The seatbelt retractor must be relocated to our equipment.
 *Height: 27" (4X4) / Average install: 2-4 hrs
 Seat reclining handles will have to be replaced with those provided.
OEM Map pocket may need to be removed or modified on some models

2009-2024 Ram 1500 Quad Cab CLASSIC- 4 door

XLS-RAMQ09
 Tight application. Trims may get scratched.
If power seat, controls may need to be relocated.
 Seat reclining handles will have to be replaced with those provided.
 *Height: 27" (4X4) / Average install: 2-4 hrs
 Lower B-pillar trim to be replaced by one provided.
 Removal or modification of doorsill moulding required.

2009-2024 Ram 1500 Crew Cab - 4 door

XLS-RAMQ09
 Lower B-pillar trim to be replaced by one provided.
If power seat, controls may need to be relocated.
 Tight application. Trims may get scratched.
 *Height: 27" (4X4) / Average install: 2-4 hrs
 Seat reclining handles will have to be replaced with those provided.
 Removal or modification of doorsill moulding required.

2006-2009 ♦ **Ram Mega Cab - 4 big doors (1500, 2500, 3500)**

XLS-RAMQ02
 Lower B-pillar trim to be replaced by one provided for driver side.
 The OEM B-pillar trim and shrouds need to be trimmed for passenger side.
 Seat reclining handles will have to be replaced with those provided.
 *Height: 27" (4X4) / Average install: 2-4 hrs
 The seatbelt retractor must be relocated to our equipment.
OEM Map pocket may need to be removed or modified on some models

2010-2018 Ram 2500/3500 Crew/Mega Cab - 4 doors

XLS-RAMQ09
 Lower B-pillar trim to be replaced by one provided.
If power seat, controls may need to be relocated.
 Tight application. Trims may get scratched.
 *Height: 27" (4X4) / Average install: 2-4 hrs
 Seat reclining handles will have to be replaced with those provided.
 Removal or modification of doorsill moulding required.

2007-2018 Jeep Wrangler - 4 door

XLS-WRG07
 Lower B-pillar trim to be replaced by one provided.
***NOT AVAILABLE for JL model (2018)**
 *Height: 27.5" (4X4) / Average install: 2-4 hrs
 Seat reclining handles will have to be replaced with those provided.

*ESTIMATED height



★ = Available with HI-LIFT

2006-2008 ♦ Mark LT - 4 door

XLS-F150C04
 Removal or modification of doorsill moulding required.
 If power seat, controls may need to be relocated.
 *Height: 26.5" (4X4) / Average install: 2-4 hrs
 Tight application. Trims may get scratched.

2004-2008 ♦ F-150 Reg Cab - 2 door

XLS-F150S04
 Removal or modification of doorsill moulding required.
 If power seat, controls may need to be relocated.
 *Height: 26.5" (4X4) / Average install: 2-4 hrs
 Tight application. Trims may get scratched.

2009-2010 ♦ F-150 Reg Cab - 2 door, small suicide door

XLS-F150C09
 The OEM B-pillar trim will need to be trimmed.
 If power seat, controls may need to be relocated.
 *Height: 24.5" (4X4) / Average install: 2-4 hrs
 Tight application. Trims may get scratched.
 Removal or modification of doorsill moulding required.

2004-2008 ♦ F-150 Super Cab - Suicide door

XLS-F150S04
 Removal or modification of doorsill moulding required.
 If power seat, controls may need to be relocated.
 *Height: 26.5" (4X4) / Average install: 2-4 hrs
 Tight application. Trims may get scratched.

2009-2014 ♦ F-150 Super Cab - Suicide door

XLS-F150S09
 The OEM B-pillar trim will need to be trimmed.
 NOT AVAILABLE for model with ONLY 2 DOORS.
 *Height: 26.5" (4X4) / Average install: 2-4 hrs
 Removal or modification of doorsill moulding required.

2015-2026 F-150 Super Cab - Suicide door

XLS-F150S15
 Interior door panel must be modified | STENCIL & REPLACEMENT CUTOUT PROVIDED
 *Height: 26.5" (4X4) / Average install: 2-4 hrs

2011-2016 ♦ Raptor Super Cab - Suicide door

XLS-F150S09
 The OEM B-pillar trim will need to be trimmed.
 *Height: 26.5" (4X4) / Average install: 2-4 hrs
 Removal or modification of doorsill moulding required.

2017-2026 Raptor Super Cab - Suicide door

XLS-F150S15
 Interior door panel must be modified | STENCIL & REPLACEMENT CUTOUT PROVIDED
 *Height: 27.5" (4X4) / Average install: 2-4 hrs

*ESTIMATED height



★ = Available with **HI-LIFT**

2004-2008 ♦	F-150 Super Crew Cab - 4 door	
XLS-F150C04		*Height: 26.5" (4X4) / Average install: 2-4 hrs
The OEM B-pillar trim will need to be trimmed. If power seat, controls may need to be relocated.		Tight application. Trims may get scratched. Removal or modification of doorsill moulding required.
2009-2014 ♦	F-150 Super Crew Cab - 4 door	
XLS-F150C09		*Height: 25.5" (4X4) / Average install: 2-4 hrs
The OEM B-pillar trim will need to be trimmed.		The seat belt detonator must be relocated to the floor adaptor.
2015-2017	F-150 Super Crew Cab - 4 door	
XLS-F150C15		*Height: 24.5" (4X4) / Average install: 2-4 hrs
The OEM B-pillar shroud will need to be trimmed STENCIL PROVIDED. If power seat, controls may need to be relocated.		Tight application. Trims may get scratched. Removal or modification of doorsill moulding required.
2011-2016 ♦	Raptor Super Crew Cab - 4 door	
XLS-F150C09		*Height: 25.5" (4X4) / Average install: 2-4 hrs
The OEM B-pillar trim will need to be trimmed.		The seat belt detonator must be relocated to the floor adaptor.
2008-2016 ♦	F-250, F-350, F-450 Super Cab - Suicide door	
XLS-F250S08		*Height: 27" (4X4) / Average install: 2-4 hrs
Tight application. Trims may get scratched. If power seat, controls may need to be relocated.		Removal or modification of doorsill moulding required. This installation requires bolting to the rocker panel.
2008-2016 ♦	F-250, F-350, F-450 Crew Cab - 4 door	
XLS-F250C08		*Height: 27" (4X4)
Tight application. Trims may get scratched. If power seat, controls may need to be relocated. This installation requires bolting to the rocker panel.		Removal or modification of doorsill moulding required. The seatbelt retractor must be relocated to our equipment. The OEM B-pillar trim will need to be trimmed.
2017-2026	F-250, F-350, F-450 Super Cab - Suicide door	
XLS-F150S15		• *Height: 27" (4X4) / Average install: 2-4 hrs
Interior door panel must be modified, STENCIL & CUTOUT PROVIDED		• 2017 Ford F-250 & F-350 4X4 model sit 1" lower than the 2017 F-150.
2011-2014	Sierra / Silverado Crew Cab-1500- 4 door	
XLS-EDG11		*Height: 21"
Seat reclining handles will have to be replaced with those provided.		The OEM B-pillar trim will need to be trimmed.
2011-2019	Explorer	
XLS-EXL11		*Height: 23.5"
The OEM B-pillar trim will need to be trimmed.		Tight application. Trims may get scratched.
2010-2013 ♦	Transit Connect	
XLS-FTC10		*Height: 26.5" / Average install: 2-4 hrs
The OEM B-pillar trim will need to be trimmed.		Removal or modification of doorsill moulding required.

*ESTIMATED height



★ = Available with **HI-LIFT**

2007-2010 ◆	Avalanche	
XLS-SILC07		*Height: 24"-25" (4X4) / Average install: 2-4 hrs
Tight application. Trims may get scratched.		
2011-2013 ◆	Avalanche	
XLS-SILC11		*Height: 24"-25" (4X4) / Average install: 2-4 hrs
If power seat, controls may need to be relocated.		
Lower B-pillar trim to be replaced by one provided.		
2004-2012 ◆	Canyon / Colorado Extended Cab - Suicide door	
XLS-COLX04		*Height: 21" (2X4) / Average install: 2-4 hrs
Seat reclining handles will have to be replaced with those provided.		
Removal or modification of doorsill moulding required.		
1999-2006 ◆	Sierra / Silverado Regular Cab - 2 door	
XLS-SILR99		*Height: 24"-25" (4X4) / Average install: 2-4 hrs
Tight application. Trims may get scratched.		
If power seat, controls may need to be relocated.		
OEM Map pocket may need to be removed or modified on some models		
1999-2002 ◆	Sierra / Silverado Extended Cab - Without suicide door	
XLS-SILR99		*Height: 24"-25" (4X4) / Average install: 2-4 hrs
This installation requires bolting to the rocker panel.		
If power seat, controls may need to be relocated.		
OEM Map pocket may need to be removed or modified on some models		
Removal or modification of doorsill moulding required.		
The OEM B-pillar trim will need to be trimmed.		
1999-2006 ◆	Sierra / Silverado Extended Cab - Suicide door	
XLS-SILX03		•*Height: 24"-25" (4X4) / Average install: 2-4 hrs
Seat reclining handles will have to be replaced with those provided.		
•Transfer height may vary with tires, wheels and suspension.		
If power seat, controls may need to be relocated.		
This installation requires bolting to the rocker panel.		
OEM Map pocket may need to be removed or modified on some models		
Removal or modification of doorsill moulding required.		
The OEM map pocket may need to be removed.		
2007-2013 ◆	Sierra / Silverado Extended Cab - Suicide door	
XLS-SILX07		*Height: 24"-25" (4X4) / Average install: 2-4 hrs
The seatbelt retractor must be relocated to our equipment.		
Removal or modification of doorsill moulding required.		
OEM Map pocket may need to be removed or modified on some models		
2007-2010 ◆	Sierra / Silverado Crew Cab - 4 door	
XLS-SILC07		*Height: 24"-25" (4X4) / Average install: 2-4 hrs
Tight application. Trims may get scratched.		
OEM Map pocket may need to be removed or modified on some models		
2011-2013 ◆	Sierra / Silverado Crew Cab - 4 door	
XLS-SILC11		*Height: 24"-25" (4X4) / Average install: 2-4 hrs
If power seat, controls may need to be relocated.		
Lower B-pillar trim to be replaced by one provided.		
OEM Map pocket may need to be removed or modified on some models		
2007-2014 ◆	Sierra / Silverado HD (2500/3500) – Extended Cab – Suicide door	
XLS-SILX07		*Height: 24"-25" (4X4) / Average install: 2-4 hrs
Tight application. Trims may get scratched.		
OEM Map pocket may need to be removed or modified on some models		
2007-2010 ◆	Sierra / Silverado HD (2500/3500) – Crew Cab - 4 door	
XLS-SILC07		*Height: 24"-25" (4X4) / Average install: 2-4 hrs
Tight application. Trims may get scratched.		
OEM Map pocket may need to be removed or modified on some models		
2011-2014 ◆	Sierra / Silverado HD (2500/3500) – Crew Cab - 4 door	
XLS-SILC11		*Height: 24"-25" (4X4) / Average install: 2-4 hrs
If power seat, controls may need to be relocated.		
Lower B-pillar trim to be replaced by one provided.		
OEM Map pocket may need to be removed or modified on some models		
2007-2010 ◆	Escalade / Suburban / Tahoe / Yukon - All models	
XLS-SILC07		*Height: 24"-25" (4X4) / Average install: 2-4 hrs
Tight application. Trims may get scratched.		
OEM Map pocket may need to be removed or modified on some models		
2011-2014 ◆	Escalade / Suburban / Tahoe / Yukon - All models	
XLS-SILC11		*Height: 24"-25" (4X4) / Average install: 2-4 hrs
If power seat, controls may need to be relocated.		
Lower B-pillar trim to be replaced by one provided.		
OEM Map pocket may need to be removed or modified on some models		

*ESTIMATED height



2005-2010 ♦ Odyssey

XLS-HDA05 ★ Available with HI-LIFT *Height: 18" / Average install: 2-4 hrs
 Tight application. Trims may get scratched. **If power seat, controls may need to be relocated.**
 The seatbelt anchor must be connected to our equipment.

2011-2017 ♦ Odyssey

XLS-HDA11 *Height: 21" / Average install: 2-4 hrs
 Tight application. Trims may get scratched. **If power seat, controls may need to be relocated.**
 The OEM B-pillar trim will need to be trimmed.



2015-2021 Sedona

XLS-KIA16 *Height: 20.5" / Average install: 2-4 hrs
 Lower B pillar shroud needs to be cut | STENCIL PROVIDED. Seat shroud must be cut | STENCIL & MODIFIED TRIM PROVIDED



2004-2010 ♦ Sienna

XLS-TOY04 ★ Available with HI-LIFT *Height: 18" / Average install: 2-4 hrs
If power seat, controls may need to be relocated.

2011-2020 ♦ Sienna

XLS-TOY11 ★ Available with HI-LIFT *Height: 22" / Average install: 2-4 hrs
 Tight application. Trims may get scratched. **If power seat, controls may need to be relocated.**

2005-2015 Tacoma Access Cab - Suicide door

XLS-TACA05 *Height: 24.5" (4X4) / Average install: 2-4 hrs
 The OEM seat and door trim will need to be trimmed.

2005-2015 Tacoma Double Cab – 4 reg. door

XLS-TACD05 *Height: 24.5" (4X4) / Average install: 2-4 hrs
 The OEM B-pillar trim will need to be trimmed. Removal or modification of doorsill moulding required.

2016-2023 Tacoma Double Cab – 4 reg. door

XLS-TACD16 *Height: 25.5" (4X4) / Average install: 2-4 hrs
 The OEM B-pillar trim removed and replaced | PROVIDED

2010-2024 4 Runner

XLS-T4R10 *Height: 25.5" (4X4) / Average install: 2-4 hrs
 Tight application. Trims may get scratched. The OEM B-pillar trim will need to be trimmed.

2006-2012 ♦ RAV 4

XLS-RAV06 *Height: 21.5" / Average install: 2-4 hrs
 Seat reclining handles will have to be replaced with those provided. **If power seat, controls may need to be relocated.**

2013-2018 ♦ RAV 4

XLS-RAV13 *Height: 21" / Average install: 2-4 hrs
 Tight application. Trims may get scratched. **NOT AVAILABLE if equipped with power seats**
 Seat reclining handles will have to be replaced with those provided.

*ESTIMATED height





Volkswagen

★ = Available with **HI-LIFT**

2009-2012◆

Routan

XLS-CHRG08 ★ Available with HI-LIFT

Seat reclining handles will have to be replaced with those provided.

If power seat, controls may need to be relocated.

*Height: 18" / Average install: 2-4 hrs

Removal or modification of doorsill moulding required.

SPEEDY-LIFT



FIND A DEALER

Looking for a dealer near you or a client, use our interactive map to find one.



HOW IT WORKS VIDEO

In just a few minutes, see all the key features of the product.



PRODUCT VIDEO

Overview of the ASENTO & SPEEDY-LIFT in motion with music.



HIGHLIGHTS:

- Fast moving complete with automatic locking mechanism.
 - Takes up very little space; in most applications only one seat is removed.
 - 95 lbs capacity.
 - 3-year warranty.
 - Adapter available for folding chairs – less than 2 lbs and easily removed.
- Part # SL-WCBBR-00**



THINGS TO NOTE

Designed for mid-row in minivans, manual rigid or folding frame wheelchair.

SPEEDY-LIFT QUICK REFERENCE

The SPEEDY-LIFT is available in the mid-row on the driver & passenger side

CHRYSLER		
Caravan / Town & Country - Stow 'N Go		2005 - 2007
Town & Country - Swivel 'N Go		2008 - 2011
Caravan / Town & Country		◆2008 - 2020
Grand Caravan		*2021 - 2026
Pacifica		*2017 - 2026
Voyager * (USA)		2020 - 2026
FORD		
Transit		◆2010 - 2013
HONDA		
Odyssey		◆2005 - 2010
Odyssey		◆2011 - 2017
Odyssey		2018 - 2026
KIA		
Sedona		*2015 - 2021
Carnival		2022 - 2026
MAZDA		
Mazda 5 *Discontinued in USA in 2015, 2017 in Canada.		◆2006 - 2017
MERCEDES		
Metris		2016 - 2023
TESLA		
X		*2015 - 2026
TOYOTA		
Sienna		◆2004 - 2010
Sienna - 7 passenger		◆2011 - 2020
Sienna - 8 passenger (*passenger side note: all mid-row seats will be removed)		◆2011 - 2020
Sienna - 7 passenger		2021 - 2026
Sienna - 8 passenger (*passenger side note: all mid-row seats will be removed)		2021 - 2026
VOLKSWAGEN		
Routan		◆2009 - 2012
ID Buzz		2025 - 2026
Notes to specific applications marked * on the SPEEDY-LIFT QUICK REFERENCE		
Grand Caravan	2021-2026	*NOT AVAILABLE passenger side for model with Bench seat & 8 passengers LXi model.
Toyota Sienna	2011-2020	*NOT AVAILABLE for models with OEM footrest.
Voyager	2020-2026	*NOT AVAILABLE passenger side for model with Bench seat & 8 passengers LXi model.
Sedona	2015-2021	*NOT AVAILABLE for models with OEM footrest Discontinued in Canada 2019-2020 model.
Tesla X	2015-2026	*NOT AVAILABLE passenger side for model with Bench seat.
Tesla X	2021-2026	*NOT AVAILABLE for model with Bucket Seat.
◆ Due to the age of the application, shipping LEAD TIME of installation kit might vary. Contact us directly for estimated lead time		



2005-2007 SP-CHRG05	Caravan / Town & Country – Stow ‘N Go *Average install: 1.5-2.5 hours	The OEM seat will remain trapped in the floor if a SPEEDY-LIFT is installed.
2008-2011 SP-CHRG05	Town & Country – Swivel ‘N Go *Average install: 1.5-2.5 hours	
2008-2020 SP-CHRG05	Grand Caravan / Town & Country *Average install: 1.5-2.5 hours	The OEM seat will remain trapped in the floor if a SPEEDY-LIFT is installed.
2021-2026 SP-CHR20	Grand Caravan *Average install: 1.5-2.5 hours	<ul style="list-style-type: none"> ➤Please specify driver or passenger side application - Left or Right. ➤Please specify 2nd Row Seating: Bench or Stow ‘N Go If Stow ‘n Go , OEM seat will remain trapped in the floor.
2017-2026 SP-CHR17	Chrysler Pacifica *Average install: 1.5-2.5 hours	The OEM seat will remain trapped in the floor if a SPEEDY-LIFT is installed. <ul style="list-style-type: none"> ➤Please specify driver or passenger side application - Left or Right. ➤Please specify Hybrid Model.
2020-2026 SP-CHR20	Voyager (USA) *Average install: 1.5-2.5 hours	<ul style="list-style-type: none"> ➤Please specify driver or passenger side application - Left or Right. ➤Please specify 2nd Row Seating: Bench or Stow ‘N Go If Stow ‘n Go , OEM seat will remain trapped in the floor.

NOT AVAILABLE PASSENGER side model with bench seat.
NOT AVAILABLE for BUCKET SEATS model without STOW ‘N GO.

NOT AVAILABLE PASSENGER side model with bench seat.
NOT AVAILABLE for BUCKET SEATS without STOW ‘N GO.



2010-2013◆ SP-FTC10L	Transit Connect *Average install: 1.5-2.5 hours	➤Please specify driver or passenger side application - Left or Right.
-------------------------	--	---



2005-2010◆ SP-HDA05	Odyssey *Average install: 1.5-2.5 hours	➤Please specify driver or passenger side application - Left or Right.
2011-2017◆ SP-HDA11	Odyssey *Average install: 1.5-2.5 hours	In the 8-passenger model, the jump seat must be removed.
2018-2026 SP-HDA18	Odyssey *Average install: 1.5-2.5 hours	In the 8-passenger model, the jump seat must be removed.



2015-2021 SP-KIA16	Sedona *Average install: 1.5-2.5 hours	NOT AVAILABLE for models with OEM footrest . <i>Discontinued in Canada 2019-2020 model.</i>
2022-2026 SP-KIA22	Carnival *Average install: 1.5-2.5 hours	➤ Please specify if equipped with OEM footrest VIP Lounge Seats model SX

The **SPEEDY-LIFT** is available in the mid-row on the driver & passenger side



2006-2017 ♦	Mazda 5	
SP-MZD506	*Average install: 1.5-2.5 hours	*Mazda 5 discontinued in USA in 2015; 2017 in Canada.



Mercedes-Benz

2016-2023	Metris	
SP-MET16	*Average install: 1.5-2.5 hours	ALL MIDROW SEATS MUST BE REMOVED



2015-2026	Tesla X	
SP-TESX15	*Average install: 4 - 5 hours	NOT AVAILABLE PASSENGER side model with bench seat. NOT AVAILABLE for BUCKET SEAT model 2021+
↳Please specify 2 nd Row Seating: Bench or Bucket		



2004-2010 ♦	Sienna	
SP-TOY04		

2011-2020 ♦	Sienna 7 or 8 passenger minivans	
SP-TOY11	*Average install: 1.5-2.5 hours	In the right or passenger side of the 8-passenger minivan, ALL MIDROW SEATS MUST BE REMOVED

2021-2026	Sienna 7 or 8 passenger minivans	
SP-TOY21	*Average install: 1.5-2.5 hours	In the right or passenger side of the 8-passenger minivan, ALL MIDROW SEATS MUST BE REMOVED



Volkswagen

2009-2012 ♦	Routan	
SP-CHRG05	*Average install: 1.5-2.5 hours	The OEM seat will remain trapped in the floor if a SPEEDY-LIFT is installed.

2025-2026	ID BUZZ	
SP-BUZZ5	*Average install: 1.5-2.5 hours	The OEM seat will remain trapped in the floor if a SPEEDY-LIFT is installed.

HI-LIFT



FIND A DEALER

Looking for a dealer near you or a client? Use our interactive map to find one.



HOW IT WORKS VIDEO

In just a few minutes, see all the key features of the product.



PRODUCT VIDEO

Overview of the XL-SEAT & HI-LIFT in motion.



HIGHLIGHTS:

- Very compact and easy to use.
- Manual track allows for additional space inside the vehicle. Seat can be used in vehicle if chair is not being transported.
- Makes a great pair with the XL-SEAT.
- 75 lbs capacity.
- 3 year warranty.



THINGS TO NOTE

Only available in limited minivan applications. See list on next page. Ideally for rigid frame chairs. Folding chairs are not likely to fit 'height wise' in the door opening and therefore would be stowed not folded.

HI-LIFT QUICK REFERENCE

CHRYSLER		DRIVER	FRONT PASSENGER
Caravan / Grand Caravan / Town & Country	★ 1991 - 2007	✓	✓
Caravan / Grand Caravan / Town & Country	★ 2005 - 2007	✓	NOT AVAILABLE
Caravan / Grand Caravan / Town & Country	★ 2008 - 2020	✓	✓
Voyager - Short & Long wheelbase	★ 1991 - 2003	✓	✓
FORD		DRIVER	FRONT PASSENGER
Freestar / Monterey	★ 2004 - 2007	✓	✓
Windstar	★ 1999 - 2003	✓	✓
GENERAL MOTORS		DRIVER	FRONT PASSENGER
Montana/Silhouette/Transport	★ 1997 - 2004	✓	✓
Terreza/Uplander/Relay/Venture	★ 1997 - 2004	✓	✓
Montana/Silhouette/Transport	★ 2005 - 2009	✓	✓
Terreza/Uplander/Relay/Venture	★ 2005 - 2009	✓	✓
HONDA		DRIVER	FRONT PASSENGER
Odyssey	★ 1999 - 2004	✓	✓
Odyssey	★ 2005 - 2010	✓	✓
KIA		DRIVER	FRONT PASSENGER
Sedona	★ 2006 - 2012	✓	✓
NISSAN		DRIVER	FRONT PASSENGER
Quest	★ 2011 - 2016♦	✓	✓
TOYOTA		DRIVER	FRONT PASSENGER
Sienna	★ 2004 - 2010	✓	✓
Sienna	★ 2011 - 2020	✓	✓
VOLKSWAGEN		DRIVER	FRONT PASSENGER
Routan	★ 2009 - 2012	✓	✓

♦ Due to the age of the application, shipping LEAD TIME of installation kit may vary. Contact us directly for an estimated lead time.

XL-BOARD



FIND A DEALER

Looking for a dealer near you or a client? Use our interactive map to find one.



PRODUCT VIDEO

Overview of the XL-BOARD & SPEEDY-LIFT in motion.



HIGHLIGHTS:

- 275 lbs capacity. Static board, no motor. Easy to use; folds up and out of the way.
- Ideal vehicle for those that want a sedan with space for their wheelchair. Works great when paired with the SPEEDY-LIFT.
- Keep up to 5 seats – depending on the size of the wheelchair.



THINGS TO NOTE

This product is only available for the MAZDA 5. No other vehicles. Mazda 5 discontinued in 2015 in USA and 2017 in Canada.



XL-BOARD QUICK REFERENCE

MAZDA		
Mazda 5 *	2006 - 2017	XLB-MZD506

*Mazda 5 discontinued in USA in 2015; 2017 in Canada.

POWER-PULL



FIND A DEALER

Looking for a dealer near you or a client? Use our interactive map to find one.



HOW IT WORKS VIDEO

In just a few minutes, see all the key features of the product.



PRODUCT VIDEOS

Overview of the POWER-PULL in a side entry and rear entry lowered floor minivan, in motion.



HIGHLIGHTS:

- Available in two models, one designed specifically for side entry and one designed specifically for rear entry.
- Does not take up space on the floor. Allows easy maneuvering.
- Multiple safety features and wireless pendant.
- Release feature allows easier positioning.
- 350 lbs capacity. 15 feet of strong, stainless steel cable.
- 3 year warranty.



THINGS TO NOTE

Requires user to hook onto their wheelchair. Button must be depressed to make unit move.



POWER-PULL QUICK REFERENCE

LOWERED FLOOR MINIVAN

SIDE ENTRY	PP000-01
REAR ENTRY	PR000-01